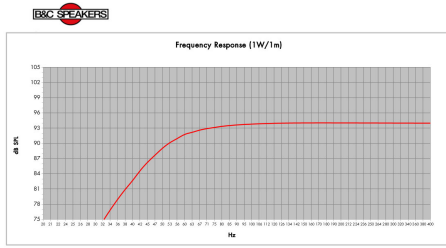
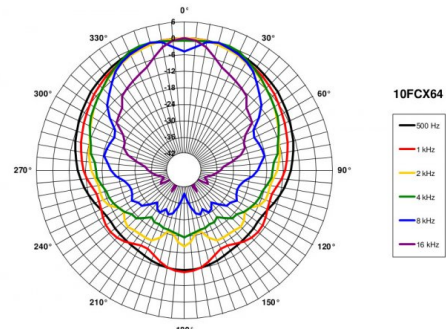
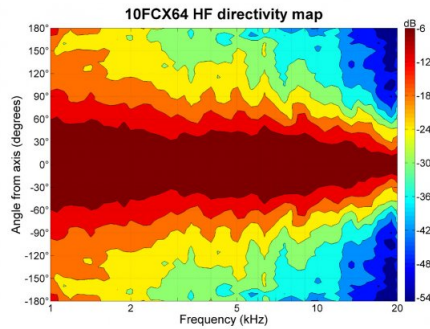
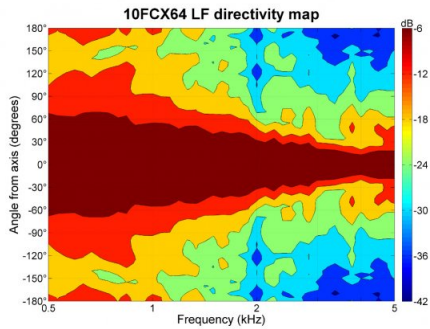
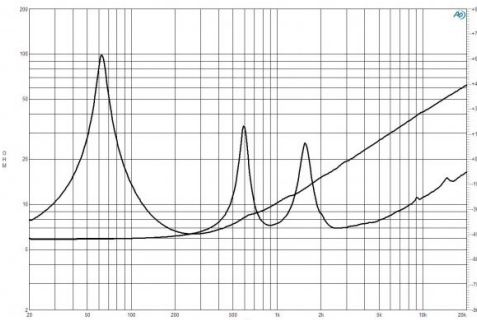
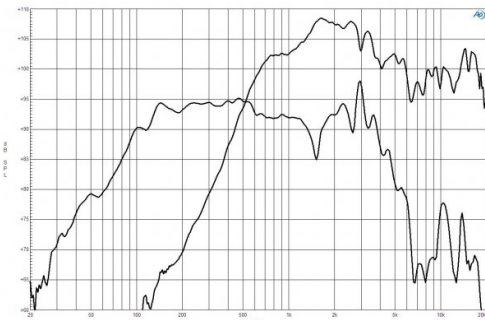


- 500 W continuous program power capacity
- 70° nominal coverage
- 65 - 18000 Hz response
- 95 dB sensitivity
- 33 mm (1.3") HF unit exit diameter



Model	10FCX64	Configuration	One Drive
Driver Type	8in Woofer		
Mounting Hole Spacing (mm)	30	CS	7
Tuning Frequency (Hz)	55	Port Area (cm²)	60.8
Frequency (1/2 dB) (Hz)	56.0	Port Length (mm)	12.0

GENERAL

Nominal Diameter	250 mm (10 in)
Nominal Impedance	8 Ω
Frequency Range	65 Hz - 18000 Hz
Dispersion Angle	70 ° Included by -6 dB down points.

DESIGN

Magnet Material	Ferrite
Woofer Cone Treatment	WP Waterproof Front Side

SERVICE KITS

HF replacement-diaphragm	MMD620TN8M
LF recone-kits	RCK10FCX648

CROSSOVER

FB10CX64	8Ω
----------	----

SPECIFICATIONS LF UNIT

Nominal Diameter	250 mm (10 in)
Nominal Impedance	8 Ω
Minimum Impedance	6.4 Ω
Nominal Power Handling	250 W 2 hours test made with continuous pink noise signal within the range Fs-10Fs. Power calculated on rated minimum impedance. Loudspeaker in free air.

Continuous Power Handling	500 W Power on Continuous Program is defined as 3 dB greater than the Nominal rating.
---------------------------	--

Sensitivity	95 dB Applied RMS Voltage is set to 2.83V.
-------------	---

Voice Coil Diameter	64 mm (2.5 in)
---------------------	----------------

Winding Material	Copper
------------------	--------

Former Material	Kapton
-----------------	--------

Winding Depth	13 mm (0.51 in)
---------------	-----------------

Magnetic Gap Depth	8 mm (0.31 in)
--------------------	----------------

Flux Density	0.96 T
--------------	--------

Woofer Cone Treatment	WP Waterproof Front Side
-----------------------	--------------------------

PARAMETERS

Fs	63 Hz
Re	5.5 Ω
Qes	0.44
Qms	7.9
Qts	0.42
Vas	25 dm ³ (0.89 ft ³)
Sd	320 cm ² (49.1 in ²)
η0	1.4 %
Xvar	6 mm
Mms	37 g
Bl	13.4 Tm
Le	1.2 mH
EBP	143 Hz

SPECIFICATIONS HF UNIT

Nominal Diameter	250 mm (10 in)
Nominal Impedance	8 Ω
Minimum Impedance	7 Ω

Nominal Power Handling	80 W 2 hour test made with continuous pink noise signal within the range from the recommended crossover frequency to 20 kHz. Power calculated on rated minimum impedance. Loudspeaker in free air.
------------------------	---

Continuous Power Handling	160 W Power on Continuous Program is defined as 3 dB greater than the Nominal rating.
---------------------------	--

Sensitivity	104 dB Applied RMS Voltage is set to 2.83V.
-------------	--

Recommended Crossover	1.2 kHz 12 dB/oct. or higher slope high-pass filter.
-----------------------	---

Voice Coil Diameter	65 mm (2.5 in)
---------------------	----------------

Winding Material	Aluminium
------------------	-----------

Inductance	0.15 mH
------------	---------

Flux Density	1.6 T
--------------	-------

Diaphragm Material	Titanium
--------------------	----------

MOUNTING AND SHIPPING INFO

Overall Diameter	261 mm (10.3 in)
Bolt Circle Diameter	245 mm (9.6 in)
Baffle Cutout Diameter	230 mm (8.8 in)
Depth	140 mm (5.51 in)
Flange and Gasket Thickness	11 mm (0.43 in)
Net Weight	5.6 kg (12.35 lb)
Shipping Units	1 pcs
Shipping Weight	6.5 kg (14.33 lb)
Shipping Box	360x360x200 mm (14.17x14.17x7.87 in)