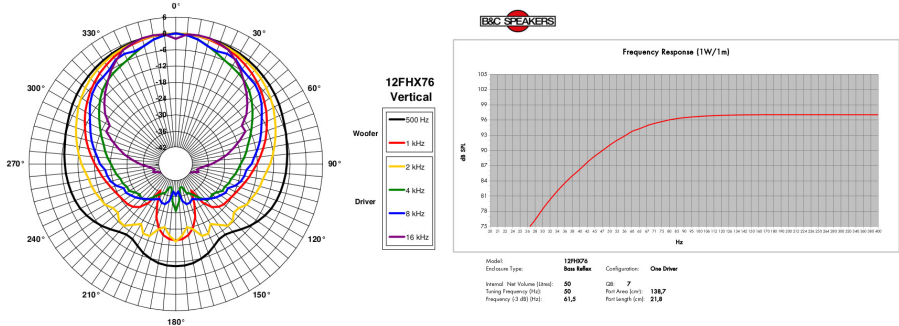
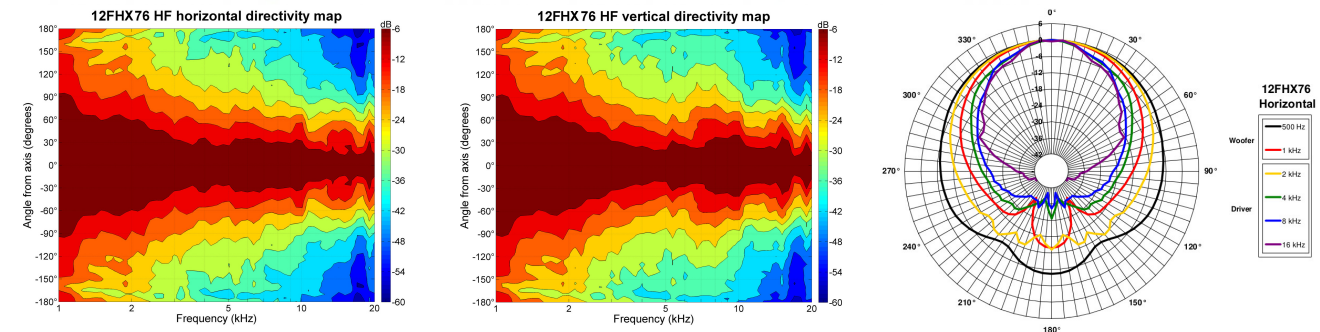
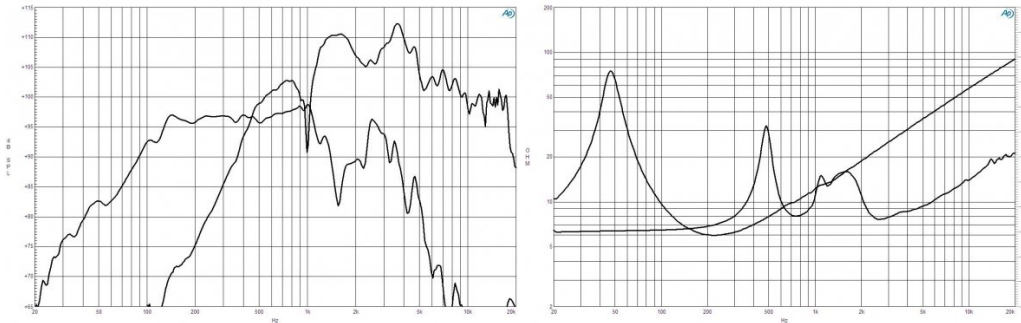




- 700 W continuous program power capacity
- 60°x40° nominal coverage
- 45 - 18000 Hz response
- 98 dB sensitivity
- Modified exponential horn flare for improved acoustic loading and controlled coverage
- 33 mm (1.3") HF unit exit diameter
- Single Ferrite magnet assembly
- Aluminium demodulating ring allows a very low distortion figure



B&C SPEAKERS			
Model	12FH076	Configuration	One Driver
Exclosure Type	Open Baffle	DB	7
Rated Max Volume (dB)	90	Peak Area (cm <sup>2</sup> )	1387
Tuning Frequency (Hz)	90	Flare Length (cm)	21.8
Frequency (1 dB) (Hz)	61.5		

**GENERAL**

Nominal Diameter	320 mm (12 in)
Nominal Impedance	8 Ω
Frequency Range	45 Hz - 18000 Hz
Dispersion Angle	60 ° Included by -6 dB down points.

**DESIGN**

Magnet Material	Ferrite
Woofer Cone Treatment	WP Waterproof Front Side

**SERVICE KITS**

HF replacement-diaphragm	MMD3BTN8M
LF recone-kits	RCK12FHX768

**SPECIFICATIONS LF UNIT**

Nominal Diameter	320 mm (12 in)
Nominal Impedance	8 Ω
Minimum Impedance	6 Ω
Nominal Power Handling	350 W 2 hours test made with continuous pink noise signal within the range Fs-10Fs. Power calculated on rated minimum impedance. Loudspeaker in free air.

Continuous Power Handling	700 W Power on Continuous Program is defined as 3 dB greater than the Nominal rating.
---------------------------	--

Sensitivity	98 dB Applied RMS Voltage is set to 2.83V.
-------------	---

Voice Coil Diameter	76 mm (3 in)
---------------------	--------------

Winding Material	Copper
------------------	--------

Former Material	Glass Fibre
-----------------	-------------

Winding Depth	16.5 mm (0.65 in)
---------------	-------------------

Magnetic Gap Depth	8 mm (0.31 in)
--------------------	----------------

Flux Density	1 T
--------------	-----

Woofer Cone Treatment	WP Waterproof Front Side
-----------------------	--------------------------

**PARAMETERS**

Fs	48 Hz
Re	5.2 Ω
Qes	0.36
Qms	5.4
Qts	0.33
Vas	88 dm <sup>3</sup> (3.1 ft <sup>3</sup> )
Sd	522 cm <sup>2</sup> (80.9 in <sup>2</sup> )
η0	2.7 %
Xvar	4 mm
Mms	47 g
Bl	14.4 Tm
Le	1.6 mH
EBP	133 Hz

**SPECIFICATIONS HF UNIT**

Nominal Diameter	320 mm (12 in)
Nominal Impedance	8 Ω
Minimum Impedance	7.8 Ω
Nominal Power Handling	80 W 2 hour test made with continuous pink noise signal within the range from the recommended crossover frequency to 20 kHz. Power calculated on rated minimum impedance. Loudspeaker in free air.

Continuous Power Handling	160 W Power on Continuous Program is defined as 3 dB greater than the Nominal rating.
---------------------------	--

Sensitivity	106 dB Applied RMS Voltage is set to 2.83V.
-------------	--

Recommended Crossover	1.2 kHz 12 dB/oct. or higher slope high-pass filter.
-----------------------	---

Voice Coil Diameter	75 mm (3 in)
---------------------	--------------

Winding Material	Aluminium
------------------	-----------

Inductance	0.14 mH
------------	---------

Flux Density	1.6 T
--------------	-------

Diaphragm Material	Titanium
--------------------	----------

**MOUNTING AND SHIPPING INFO**

Overall Diameter	315 mm (12.4 in)
Bolt Circle Diameter	298 mm (11.7 in)
Baffle Cutout Diameter	284 mm (11.14 in)
Depth	169 mm (6.65 in)
Flange and Gasket Thickness	13 mm (0.51 in)
Net Weight	8.4 kg (18.52 lb)
Shipping Units	1 pcs
Shipping Weight	9.7 kg (21.38 lb)
Shipping Box	425x425x224 mm (16.73x16.73x8.82 in)