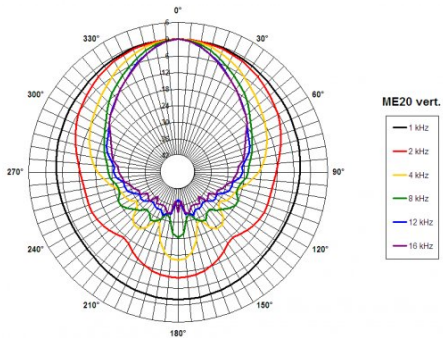
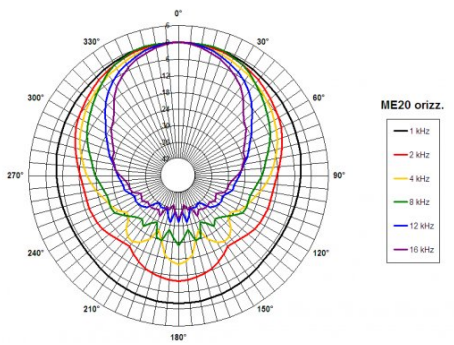
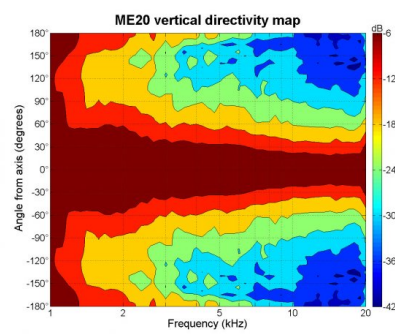
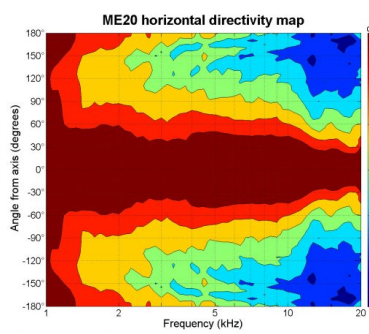


- 1" throat entry
- 90° x 60° nominal coverage
- Exponential flare
- Excellent loading down to 1.5 kHz



**SPECIFICATIONS**

Horn mounted on B&amp;C DE 500 compression driver.

|                 |              |
|-----------------|--------------|
| Throat Diameter | 25 mm (1 in) |
|-----------------|--------------|

|                             |      |
|-----------------------------|------|
| Nominal Coverage Horizontal | 90 ° |
|-----------------------------|------|

|                           |      |
|---------------------------|------|
| Nominal Coverage Vertical | 60 ° |
|---------------------------|------|

|                  |         |
|------------------|---------|
| Cutoff Frequency | 1.5 kHz |
|------------------|---------|

|          |                |
|----------|----------------|
| Material | Cast Aluminium |
|----------|----------------|

|            |                                   |
|------------|-----------------------------------|
| Dimensions | 145x145x90 mm<br>(5.7x5.7x3.6 in) |
|------------|-----------------------------------|

**MOUNTING AND SHIPPING INFO**

|               |  |
|---------------|--|
| Other details | 2x 6.3 mm (0.25 in) holes<br>180° on 76 mm (3 in) diameter ---<br>2x 5.1 mm (0.2 in) holes 180° on 57 mm<br>(2.24 in) diameter |
|---------------|--|

|                         |                 |
|-------------------------|-----------------|
| Baffle Cutout Dimension | 118 mm (4.6 in) |
|-------------------------|-----------------|

|                               |                     |
|-------------------------------|---------------------|
| Air Volume Occupied by Driver | 0.1 dm <sup>3</sup> |
|-------------------------------|---------------------|

|            |                   |
|------------|-------------------|
| Net Weight | 0.37 kg (0.81 lb) |
|------------|-------------------|

|                |       |
|----------------|-------|
| Shipping Units | 1 pcs |
|----------------|-------|

|                 |                   |
|-----------------|-------------------|
| Shipping Weight | 0.38 kg (0.83 lb) |
|-----------------|-------------------|

|              |                                       |
|--------------|---------------------------------------|
| Shipping Box | 165x165x100 mm<br>(6.50x6.50x3.94 in) |
|--------------|---------------------------------------|