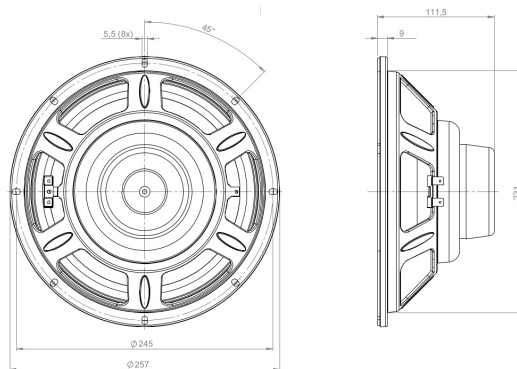


10CLA64

8Ω**LF Drivers - 10.0 Inches**

- 500 W continuous program power capacity
- 64 mm (2.5 in) copper clad aluminum voice coil
- 75 - 4000 Hz response
- 96 dB sensitivity

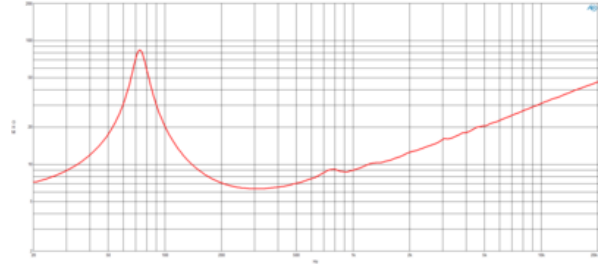
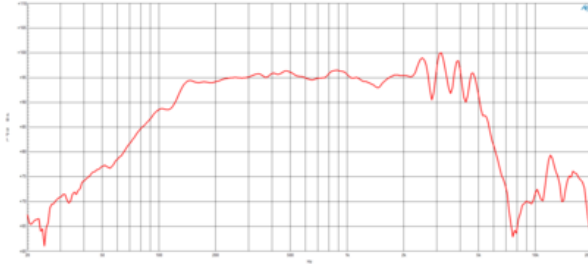


Description

Careful optimization of our lightest woofer series, now offered with a high temperature copper-clad aluminum voice coil, is rewarded with higher sensitivity and smoother high frequency response. Larger motor makes these a good fit for many more applications, especially where flown, and manufacturing design means the CLA series can be price competitive with ferrite motor designs offering similar performance.

10CLA64

LF Drivers- 10.0 Inches



SPECIFICATIONS

Nominal Diameter	250 mm (10.0 in)
Nominal Impedance	8 Ω
Minimum Impedance	5.5 Ω
Nominal Power Handling ¹	250 W
Continuous Power Handling ²	500 W
Sensitivity ³	96.0 dB
Frequency Range	75 - 4000 Hz
Voice Coil Diameter	64 mm (2.5 in)
Winding Material	CCAW
Former Material	Glass Fibre
Winding Depth	14.0 mm (0.55 in)
Magnetic Gap Depth	8.0 mm (0.31 in)
Flux Density	1.15 T

DESIGN

Surround Shape	Double Roll
Cone Shape	Exponential
Magnet Material	Neodymium Inside Slug
Spider	Single
Pole Design	Straight Pole
Woofer Cone Treatment	WP Waterproof Front Side
Recommended Enclosure	29.0 dm ³ (1.02 ft ³)
Recommended Tuning	65 Hz

PARAMETERS⁴

Resonance Frequency	74 Hz
Re	6.3 Ω
Qes	0.45
Qms	6.8
Qts	0.42
Vas	18.5 dm ³ (0.65 ft ³)
Sd	320.0 cm ² (49.6 in ²)
η _o	1.65 %
Xmax	5.0 mm
Maximum Excursion	5.0 mm
Mms	36.0 g
Bl	14.5 Txm
Le	0.9 mH
EBP	164 Hz

MOUNTING AND SHIPPING INFO

Overall Diameter	257 mm (10.12 in)
Bolt Circle Diameter	245 mm (9.65 in)
Baffle Cutout Diameter	232.0 mm (9.13 in)
Depth	111 mm (4.39 in)
Flange and Gasket Thickness	9 mm (0.35 in)
Air Volume Occupied by Driver	1.0 dm ³ (0.04 ft ³)
Net Weight	1.9 kg (4.19 lb)
Shipping Units	1
Shipping Weight	2.5 kg (5.51 lb)
Shipping Box	295x314x175 mm (11.61x12.36x6.89 in)

SERVICE KIT

RCK10CLA648

1. 2 hours test made with continuous pink noise signal within the range Fs-10Fs. Power calculated on rated nominal impedance. Loudspeaker in free air.
2. Power on Continuous Program is defined as 3 dB greater than the Nominal rating.
3. Applied RMS Voltage is set to 2.83 V for 8 ohms Nominal Impedance.
4. Thiele-Small parameters are measured after a high level 20 Hz sine wave preconditioning test.