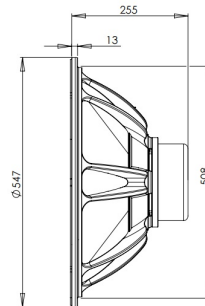
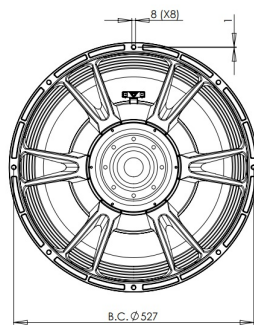


# 21DS115

**4Ω****LF Drivers - 21.0 Inches**

- 3400 W continuous program power capacity
- 116 mm (4.5 in) four layer aluminum voice coil
- 30 - 1000 Hz response
- 99 dB sensitivity
- 60 mm peak-to-peak excursion before damage
- Neodymium magnet allows a very high force factor and linear excursion
- Double silicone spider with optimized compliance
- Ventilated voice coil gap for reduced power compression
- Aluminium demodulating ring for very low distortion

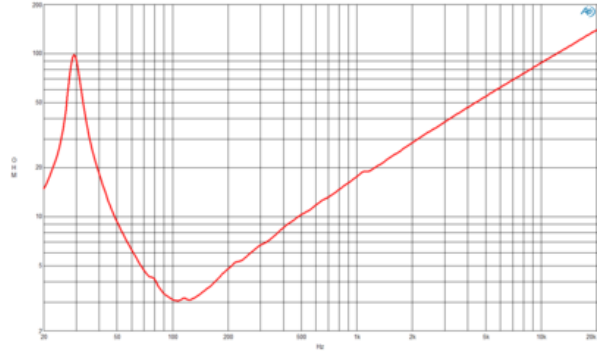
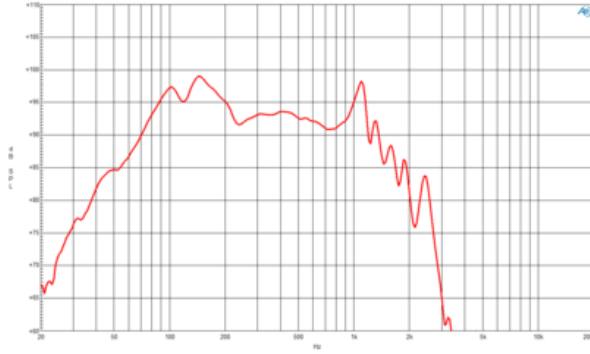


## Description

This next evolution subwoofer uses a new, longer, four layer aluminum voice coil. The result is more energy in the gap, higher sensitivity, lower distortion and better overall performance. The 21DS115 features a 36 mm long, 4.5 inch diameter (116mm) Copper Clad Aluminum Wire voice coil. With a 1700watt AES power rating, 99 dB sensitivity, and over 17 mm of Xvar, this high energy subwoofer is a significant step forward from similar models in the B&C range, even approaching the performance of our 6" voice coil alternatives.

# 21DS115

## LF Drivers- 21.0 Inches



### SPECIFICATIONS

Nominal Diameter	530 mm (21.0 in)
Nominal Impedance	4 $\Omega$
Minimum Impedance	3.1 $\Omega$
Nominal Power Handling <sup>1</sup>	1700 W
Continuous Power Handling <sup>2</sup>	3400 W
Sensitivity <sup>3</sup>	99.0 dB
Frequency Range	30 - 1000 Hz
Voice Coil Diameter	116 mm (4.5 in)
Winding Material	Aluminium
Former Material	Glass Fibre
Winding Depth	36.0 mm (1.42 in)
Magnetic Gap Depth	14.0 mm (0.55 in)
Flux Density	0.8 T

### DESIGN

Surround Shape	Triple Roll
Cone Shape	Radial
Magnet Material	Neodymium Inside Slug
Spider	Double Silicone
Pole Design	T-Pole
Woofer Cone Treatment	TWP Waterproof Both Sides
Recommended Enclosure	130.0 dm <sup>3</sup> (4.59 ft <sup>3</sup> )
Recommended Tuning	40 Hz

### PARAMETERS<sup>4</sup>

Resonance Frequency	30 Hz
Re	2.2 $\Omega$
Qes	0.2
Qms	11.0
Qts	0.21
Vas	274.0 dm <sup>3</sup> (9.68 ft <sup>3</sup> )
Sd	1680.0 cm <sup>2</sup> (260.4 in <sup>2</sup> )
$\eta^{\circ}$	3.4 %
Xmax	15.0 mm
Maximum Excursion	17.0 mm
Mms	412.0 g
Bl	28.8 Txm
Le	2.4 mH
EBP	150 Hz

### MOUNTING AND SHIPPING INFO

Overall Diameter	547 mm (21.54 in)
Bolt Circle Diameter	527 mm (20.7 in)
Baffle Cutout Diameter	508.0 mm (20.0 in)
Depth	255 mm (10.04 in)
Flange and Gasket Thickness	13 mm (0.51 in)
Air Volume Occupied by Driver	15.0 dm <sup>3</sup> (0.53 ft <sup>3</sup> )
Net Weight	14.8 kg (32.63 lb)
Shipping Units	1
Shipping Weight	17.1 kg (37.7 lb)
Shipping Box	570x570x320 mm (22.44x22.44x12.60 in)

### SERVICE KIT

RCK21DS1154

1. 2 hours test made with continuous pink noise signal within the range Fs-10Fs. Power calculated on rated nominal impedance. Loudspeaker in free air.
2. Power on Continuous Program is defined as 3 dB greater than the Nominal rating.
3. Applied RMS Voltage is set to 2.83 V for 8 ohms Nominal Impedance.
4. Thiele-Small parameters are measured after a high level 20 Hz sine wave preconditioning test.