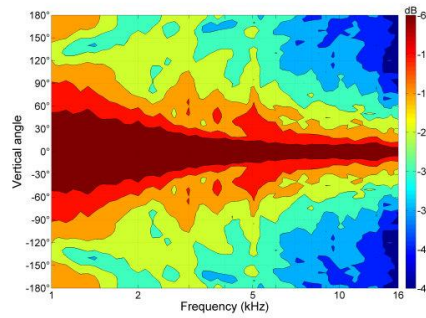
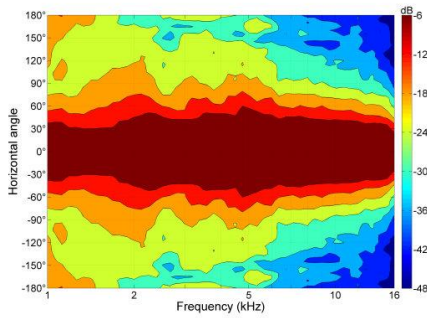
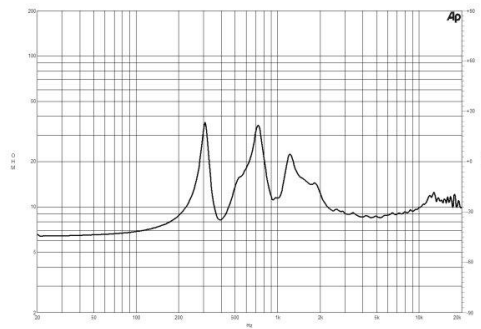
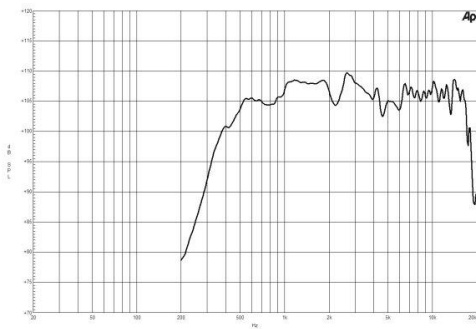


- Line Array optimized Waveguide with DE800 driver
- 120° max horizontal coverage
- 220 W continuous program power capacity
- 75 mm (3 in) aluminium voice coil
- Composite Polyimide/Titanium diaphragm
- 500 - 17000 Hz response
- 108 dB sensitivity
- Neodymium magnet assembly with shorting copper cap

Wave guide horn not sold separately



SPECIFICATIONS HORN UNIT

Waveguide mounted on 90°x10° bell horn

Nominal Impedance	8 Ω
Active Radiating Factor	93.7 %
Horizontal Coverage	120 ° Max

SERVICE KITS

HF replacement-diaphragm	MMD8008M
--------------------------	----------

SPECIFICATIONS HF UNIT

Minimum Impedance	8.6 Ω
Nominal Power Handling	110 W <small>2 hour test made with continuous pink noise signal (6 dB crest factor) within the range from the recommended crossover frequency to 20 kHz. Power calculated on rated minimum impedance.</small>
Continuous Power Handling	220 W <small>Power on Continuous Program is defined as 3 dB greater than the Nominal rating.</small>
Sensitivity	108 dB <small>Applied RMS Voltage is set to 2.83 V for 8 ohms Nominal Impedance.</small>
Frequency Range	1 kHz - 17 kHz
Recommended Crossover	0.8 kHz <small>12 dB/oct. Or higher slope high-pass filter.</small>
Voice Coil Diameter	75 mm (3 in)
Winding Material	Aluminium
Flux Density	1.85 T
Diaphragm Material	Composite Polyimide/Titanium

MOUNTING AND SHIPPING INFO

Exit Size	153x25 mm (6x1 in)
Net Weight	3.2 kg (7.05 lb)
Shipping Units	1 pcs
Shipping Weight	3.3 kg (7.28 lb)
Shipping Box	245x140x175 mm (9.65x5.51x6.89 in)
Driver Diameter	124 mm (4.9 in)
Dimensions	163x130x235 mm (6.4x5.1x9.3 in)