10CXN76 8 Ω

- 600 W continuous program power capacity
- 90° nominal coverage
- 60 - 18000 Hz response
- 96 dB sensitivity
- Single Neodymium magnet assembly
- Aluminium demodulating ring allows a very low distortion figure

Continuing our never-ending quest for higher output, we now offer our popular single neodymium magnet coaxials with larger voice coils for increased power handling. A significant increase in magnet mass also improves sensitivity and cone control, while integrating our latest compression driver technologies improves sound quality and durability in the HF as well. For high output applications where fidelity at maximum SPL is the primary concern, consider the 10CXN76, with 3” LF and HF voice coils. Power handling has increased to 600W, while also improving nearly every other parameter (including Xvar) relative to our established 2.5” coil 10CXN64.





B&C Speakers S.p.A. Via Poggiomoro, 1 - Loc. Vallina, 50012 Bagno a Ripoli (FI) | ITALY
Tel. +39 055 65721 | Fax +39 055 6572312 | mail@bcspeakers.com

10CXN76 8 Ω

GENERAL

Nominal Diameter	**250 mm (10 in)**
Nominal Impedance	**8 Ω**
Frequency Range	**60 Hz - 18000 Hz**
Dispersion Angle	**90 °**
Included by –6 dB down points.	

PARAMETERS

Fs	**58 Hz**
Re	**5.2 Ω**
Qes	**0.31**
Qms	**8.2**
Qts	**0.3**
Vas	**19 dm³ (0.67 ft³)**
Sd	**320 cm² (49.6 in²)**
η0	**1.2 %**
Xmax	**6 mm**
Xvar	**5.4 mm**
Mms	**58 g**
Bl	**18.9 Tm**
Le	**0.7 mH**
EBP	**187 Hz**

SPECIFICATIONS HF UNIT

Nominal Impedance	**8 Ω**
Minimum Impedance	**8 Ω**
Nominal Power Handling	**80 W**
2 hour test made with continuous pink noise signal within the range from the recommended crossover frequency to 20 kHz. Power calculated on rated minimum impedance. Loudspeaker in free air.	
Continuous Power Handling	**160 W**
Power on Continuous Program is defined as 3 dB greater than the Nominal rating.	
Sensitivity	**106 dB**
Applied RMS Voltage is set to 2.83V.	
Frequency Range	**1 kHz - 18 kHz**
Recommended Crossover	**1.2 kHz**
12 dB/oct. or higher slope high-pass filter.	
Voice Coil Diameter	**75 mm (3 in)**
Winding Material	**Aluminium**
Inductance	**0.14 mH**
Flux Density	**1.85 T**
Diaphragm Material	**Titanium**

SPECIFICATIONS LF UNIT

Nominal Diameter	**250 mm (10 in)**
Nominal Impedance	**8 Ω**
Minimum Impedance	**6.3 Ω**
Nominal Power Handling	**300 W**
2 hours test made with continuous pink noise signal within the range Fs-10Fs. Power calculated on rated minimum impedance. Loudspeaker in free air.	
Continuous Power Handling	**600 W**
Power on Continuous Program is defined as 3 dB greater than the Nominal rating.	
Sensitivity	**96 dB**
Sensitivity at 2.83V/1m is calculated based on declared ·0and Re values.	
Voice Coil Diameter	**76 mm (3 in)**
Winding Material	**Copper**
Former Material	**Kraft Paper**
Winding Depth	**16 mm (0.63 in)**
Magnetic Gap Depth	**8 mm (0.31 in)**
Flux Density	**1.15 T**

DESIGN

Surround Shape	**Triple Roll**
Magnet Material	**Neodymium Ring**
Spider	**Single**
Woofer Cone Treatment	**WP Waterproof Front Side**

MOUNTING AND SHIPPING INFO

Overall Diameter	**261 mm (10.28 in)**
Bolt Circle Diameter	**245 mm (9.65 in)**
Baffle Cutout Diameter	**230 mm (9.06 in)**
Depth	**148 mm (5.83 in)**
Flange and Gasket Thickness	**13 mm (0.51 in)**
Net Weight	**4.8 kg (10.58 lb)**

SERVICE KITS

HF replacement-diaphragm	**MMD3BTN8M**

B&C Speakers S.p.A. Via Poggiomoro, 1 - Loc. Vallina, 50012 Bagno a Ripoli (FI) | ITALY
Tel. +39 055 65721 | Fax +39 055 6572312 | mail@bcspeakers.com

10CXN76 8 Ω

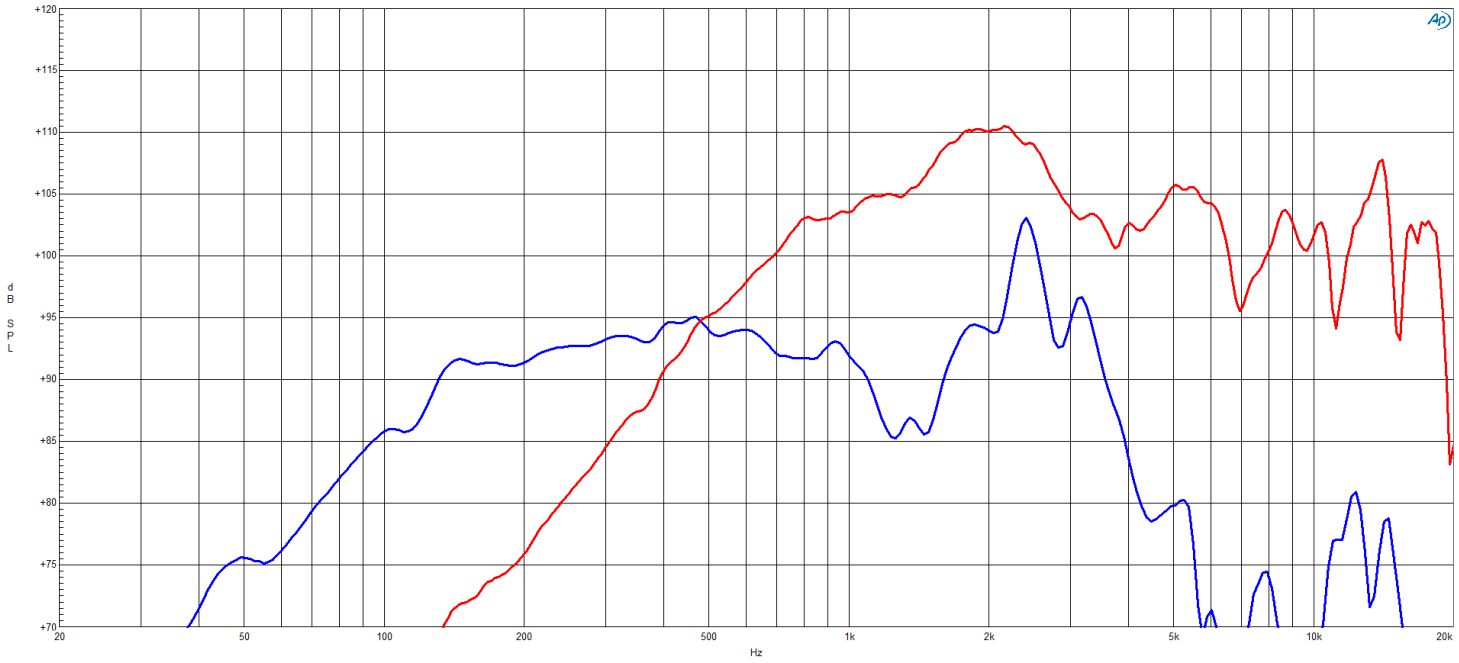
+120
+115
+110
+105
+100
+95
+90
+85
+80
+75
+70
dB SPL
20
50
100
200
500
1k
2k
5k
10k
20k
Hz

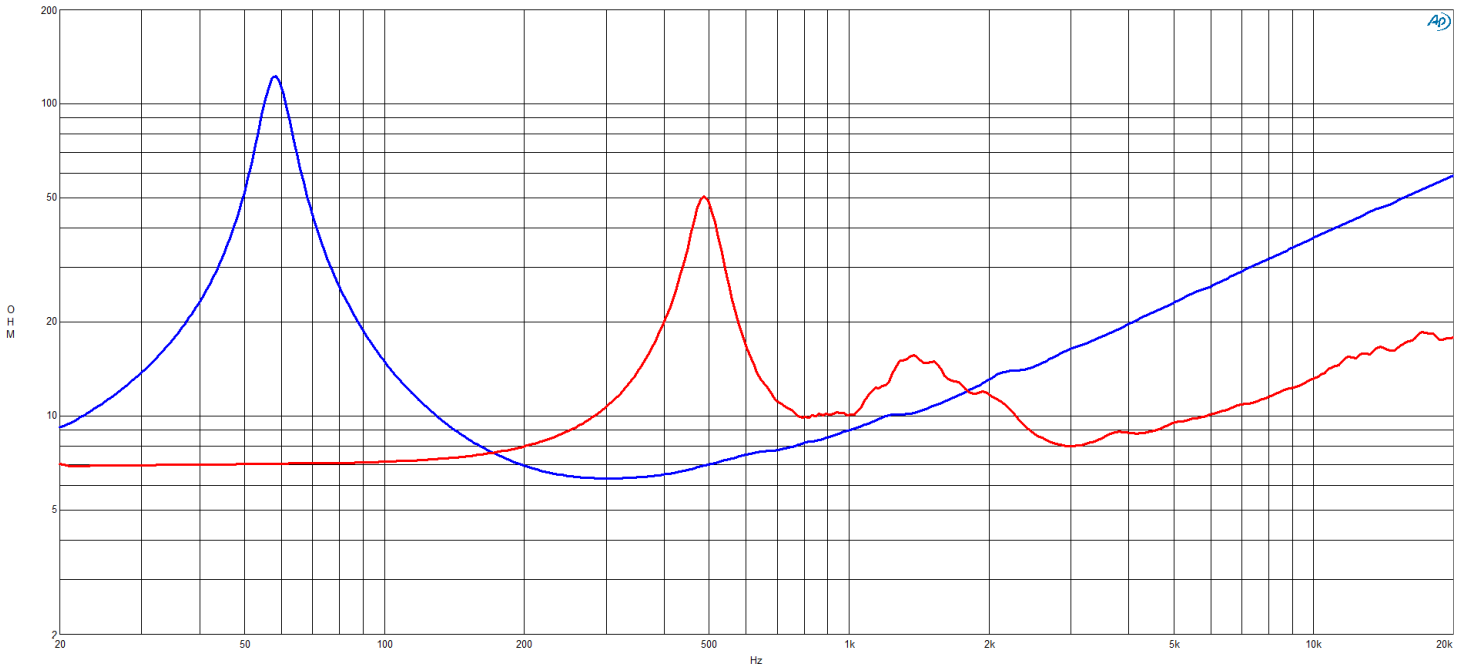
200
100
50
20
10
5
2
OHM
20
50
100
200
500
1k
2k
5k
10k
20k
Hz

10CXN76 8 Ω

10CXN76 LF Directivity Map

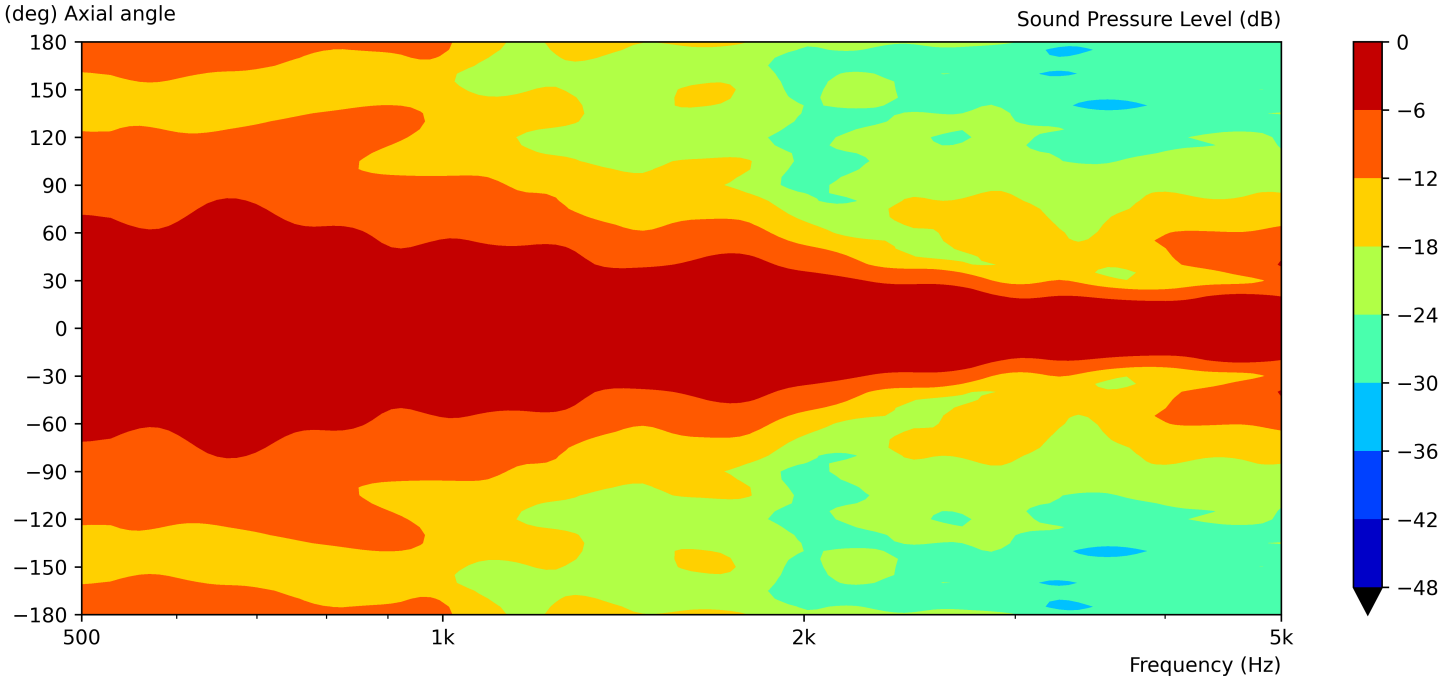

10CXN76 HF Directivity Map

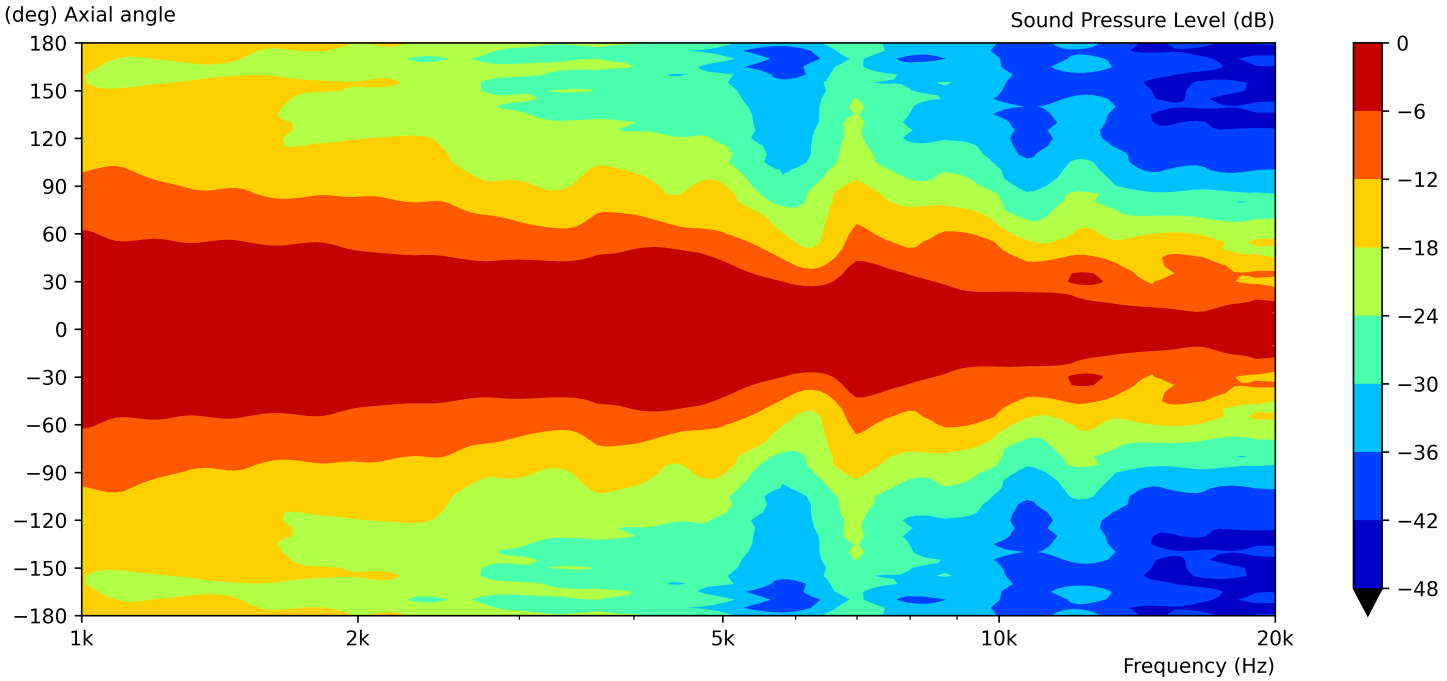

10CXN76 8 Ω

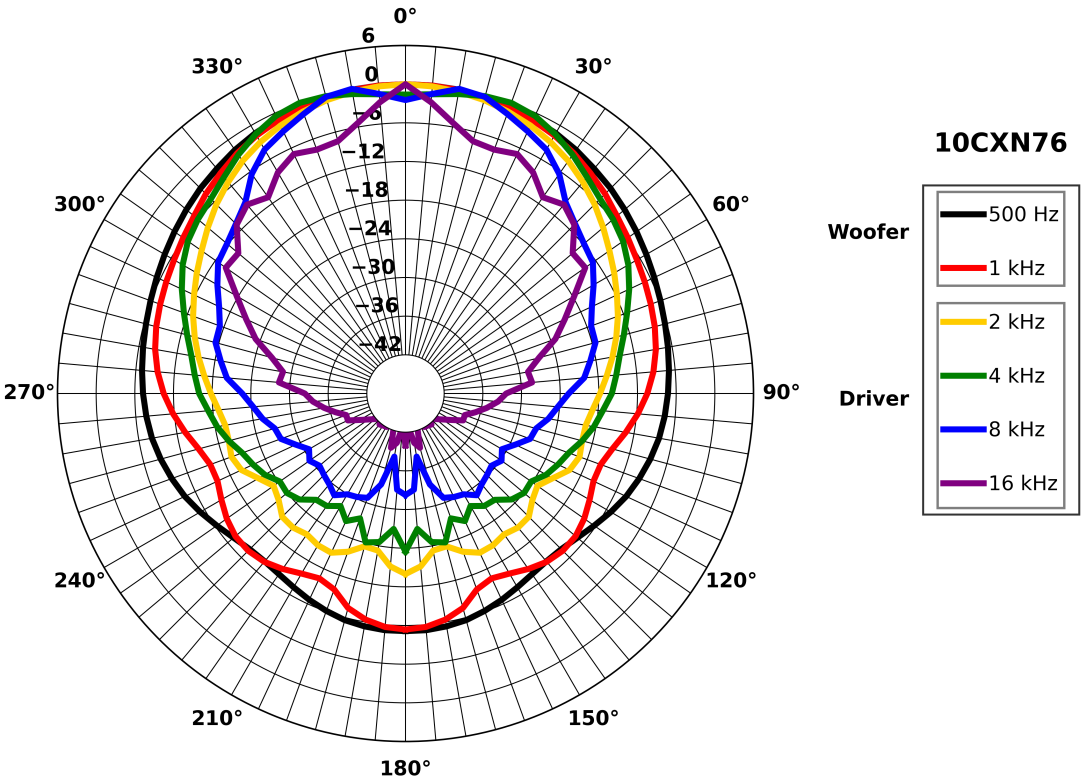
0°
30°
60°
90°
120°
150°
180°
210°
240°
270°
300°
330°
6
0
−6
−12
−18
−24
−30
−36
−42
10CXN76
Woofer
Driver
500 Hz
1 kHz
2 kHz
4 kHz
8 kHz
16 kHz

10CXN76 8 Ω



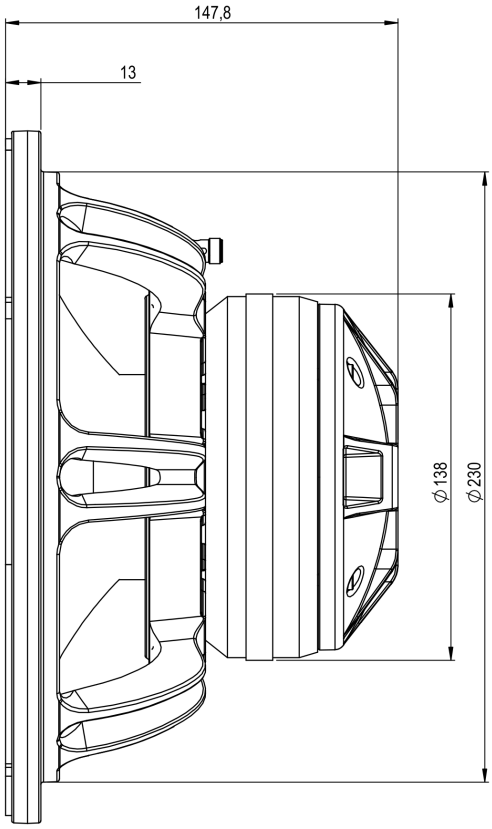

B&C Speakers S.p.A. Via Poggiomoro, 1 - Loc. Vallina, 50012 Bagno a Ripoli (FI) | ITALY
Tel. +39 055 65721 | Fax +39 055 6572312 | mail@bcspeakers.com