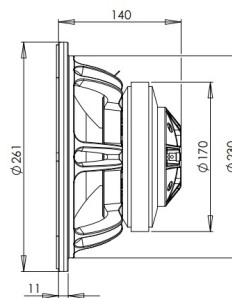
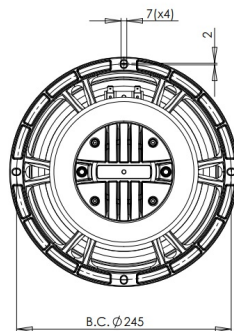


# 10FCX64

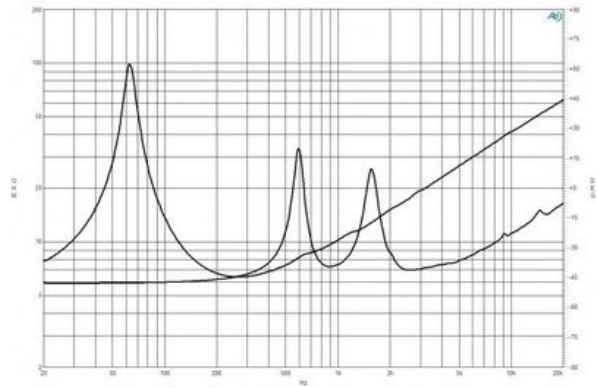
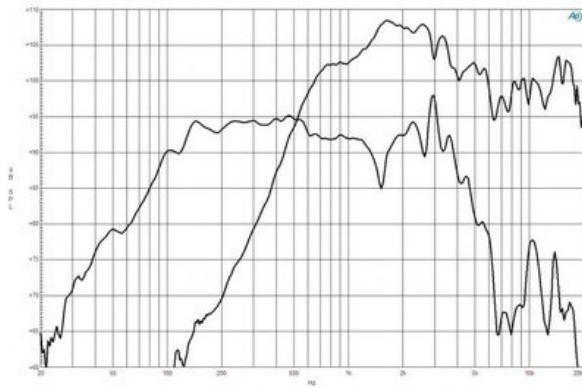
**8Ω****Coaxials - 10.0 Inches**

- 500 W continuous program power capacity
- 70° nominal coverage
- 65 - 18000 Hz response
- 95 dB sensitivity
- 33 mm (1.3") HF unit exit diameter



# 10FCX64

Coaxials- 10.0 Inches



## SPECIFICATIONS

Nominal Diameter	250 mm (10.0 in)
Nominal Impedance	8 Ω
Minimum Impedance LF	6.4 Ω
Minimum Impedance HF	7.0 Ω
Frequency Range	65 - 18000 Hz
Dispersion Angle <sup>1</sup>	70 °
Woofer Cone Treatment	WP Waterproof Front Side
Magnet Material	Ferrite -

## SPECIFICATIONS LF UNIT

LF Sensitivity <sup>2</sup>	95.0 dB
LF Nominal Power Handling <sup>3</sup>	250 W
LF Continuous Power Handling <sup>4</sup>	500 W
LF Voice Coil Diameter	64 mm (2.5 in)
LF Winding Material	Copper
LF Flux Density	0.96 T
Former Material	Kapton
Winding Depth	13.0 mm (0.51 in)
Magnetic Gap Depth	8.0 mm (0.31 in)

## SPECIFICATIONS HF UNIT

Sensitivity <sup>5</sup>	104.0 dB
Nominal Power Handling <sup>6</sup>	80 W
Continuous Power Handling <sup>7</sup>	160 W
Voice Coil Diameter	65 mm (2.5 in)
Winding Material	Aluminium
Flux Density	1.6 T
Diaphragm Material	Titanium
Recommended Crossover <sup>8</sup>	1.2 kHz
Inductance	0.15 mH

## PARAMETERS

Resonance Frequency	63 Hz
Re	5.5 Ω
Qes	0.44
Qms	7.9
Qts	0.42
Vas	25.0 dm <sup>3</sup> (0.89 ft <sup>3</sup> )
Sd	320.0 cm <sup>2</sup> (49.1 in <sup>2</sup> )
η <sub>o</sub>	1.4 %
Xmax	5.5 mm
Xvar	6.0 mm
Mms	37.0 g
Bl	13.4 Txm
Le	1.2 mH
EBP	143 Hz

## MOUNTING AND SHIPPING INFO

Overall Diameter	261 mm (10.3 in)
Bolt Circle Diameter	245 mm (9.6 in)
Baffle Cutout Diameter	230 mm (8.8 in)
Depth	140 mm (5.51 in)
Flange and Gasket Thickness	11 mm (0.43 in)
Net Weight	5.65 kg (12.8 lb)
Shipping Units	1
Shipping Weight	6.55 kg (14.44 lb)
Shipping Box	360x360x200 mm (14.17x14.17x7.87 in)

## SERVICE KIT

Service Kit LF	RCK10FCX648
Replacement diaphragm	MMD620TN8M

1. Included by -6 dB down points.
2. Applied RMS Voltage is set to 2.83V.
3. 2 hours test made with continuous pink noise signal within the range Fs-10Fs. Power calculated on rated nominal impedance. Loudspeaker in free air.
4. Power on Continuous Program is defined as 3 dB greater than the Nominal rating.
5. Applied RMS Voltage is set to 2.83V.
6. 2 hour test made with continuous pink noise signal within the range from the recommended crossover frequency to 20 kHz. Power calculated on rated nominal impedance. Loudspeaker in free air.
7. Power on Continuous Program is defined as 3 dB greater than the Nominal rating.
8. 12 dB/oct. or higher slope high-pass filter.

**B&C Speakers s.p.a.**

Via Poggiomoro, 1 - Loc. Vallina, 50012 Bagno a Ripoli (FI) - ITALY - Tel. +39 055 65721 - Fax +39 055 6572312 - mail@bcspeakers.com