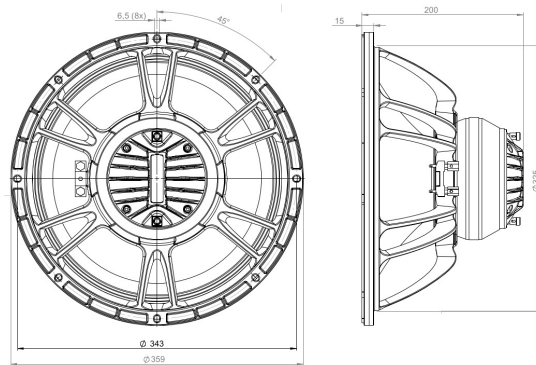


14CXN88

8Ω**Coaxials - 14.0 Inches**

- 1000 W continuous program power capacity
- 80° nominal coverage
- 45 - 18000 Hz response
- 99 dB sensitivity
- Single Neodymium magnet assembly
- Aluminium demodulating ring allows a very low distortion figure
- Double silicone spider with optimized compliance

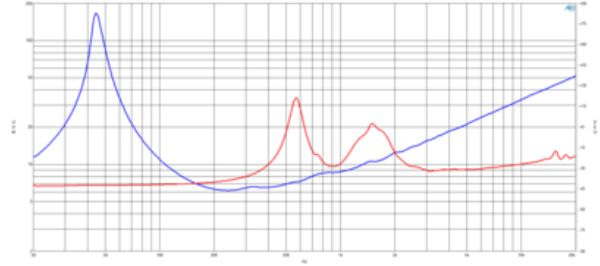
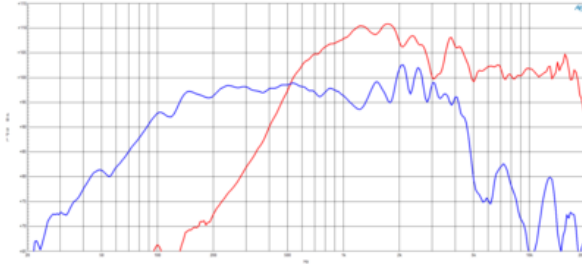


Description

New to the large format coaxial family is the 14CXN88. Like the 12CXN88 and 15CXN88, that were introduced in the spring of 2017, this new 14" addition features an 88mm voice coil woofer and 75mm diaphragm high frequency driver. This motor combination offers an excellent balance between HF and LF output. As a practical compromise between our 12-inch and 15-inch alternatives, the 14CXN88 coaxial (which is actually 13.5-inches in diameter) offers better low frequency output than a 12-inch coaxial, but more balanced midrange performance than a 15-inch coaxial.

14CXN88

Coaxials- 14.0 Inches



SPECIFICATIONS

Nominal Diameter	359 mm (14.0 in)
Nominal Impedance	8 Ω
Minimum Impedance LF	6.8 Ω
Minimum Impedance HF	8.8 Ω
Frequency Range	45 - 18000 Hz
Dispersion Angle ¹	80 °
Woofer Cone Treatment	WP Waterproof Front Side
Magnet Material	Neodymium Ring

PARAMETERS

Resonance Frequency	46 Hz
Re	4.7 Ω
Qes	0.27
Qms	13.0
Qts	0.26
Vas	100.0 dm ³ (3.53 ft ³)
Sd	707.0 cm ² (109.59 in ²)
η _o	3.6 %
X _{max}	8.5 mm
X _{var}	9.0 mm
M _{ms}	83.0 g
Bl	20.7 Txm
Le	0.95 mH
EBP	170 Hz

SPECIFICATIONS LF UNIT

LF Sensitivity ²	99.0 dB
LF Nominal Power Handling ³	500 W
LF Continuous Power Handling ⁴	1000 W
LF Voice Coil Diameter	88 mm (3.5 in)
LF Winding Material	Aluminium
LF Flux Density	1.05 T
Former Material	Glass Fibre
Winding Depth	22.0 mm (0.87 in)
Magnetic Gap Depth	11.0 mm (0.43 in)

MOUNTING AND SHIPPING INFO

Overall Diameter	359 mm (14.13 in)
Bolt Circle Diameter	343 mm (323.0 in)
Baffle Cutout Diameter	326 mm (12.83 in)
Depth	200 mm (7.87 in)
Flange and Gasket Thickness	15 mm (0.59 in)
Net Weight	7.3 kg (16.09 lb)
Shipping Units	1
Shipping Weight	8.9 kg (19.62 lb)
Shipping Box	500x495x275 mm (19.69x19.49x10.83 in)

SPECIFICATIONS HF UNIT

HF Sensitivity ⁵	106.0 dB
HF Nominal Power Handling ⁶	80 W
HF Continuous Power Handling ⁷	160 W
HF Voice Coil Diameter	75 mm (3.0 in)
HF Winding Material	Aluminium
HF Flux Density	1.75 T
Diaphragm Material	Titanium
Recommended Crossover ⁸	1.2 kHz
Inductance	0.14 mH

SERVICE KIT

Service Kit LF	RCK14CXN888
Replacement diaphragm	MMD3DTN8M

1. Included by -6 dB down points.
2. Applied RMS Voltage is set to 2.83V.
3. 2 hours test made with continuous pink noise signal within the range Fs-10Fs. Power calculated on rated nominal impedance. Loudspeaker in free air.
4. Power on Continuous Program is defined as 3 dB greater than the Nominal rating.
5. Applied RMS Voltage is set to 2.83V.
6. 2 hour test made with continuous pink noise signal within the range from the recommended crossover frequency to 20 kHz. Power calculated on rated nominal impedance. Loudspeaker in free air.
7. Power on Continuous Program is defined as 3 dB greater than the Nominal rating.
8. 12 dB/oct. or higher slope high-pass filter.

B&C Speakers s.p.a.

Via Poggiomoro, 1 - Loc. Vallina, 50012 Bagno a Ripoli (FI) - ITALY - Tel. +39 055 65721 - Fax +39 055 6572312 - mail@bcspeakers.com