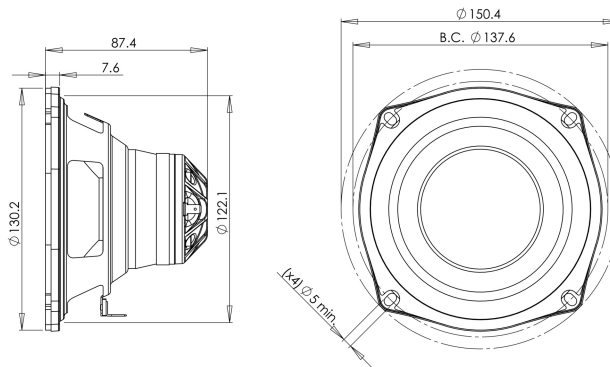


5CXN36

8Ω**Coaxials - 5.0 Inches**

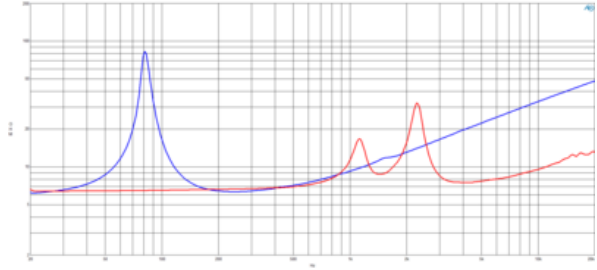
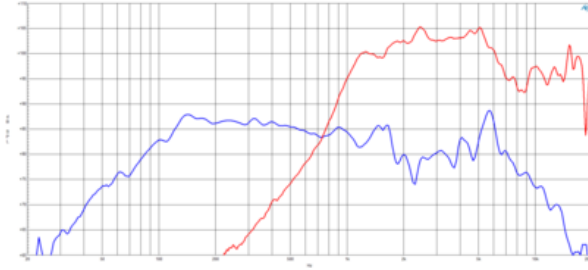
- 180 W continuous program power capacity
- 70° nominal coverage
- 83 - 18000 Hz response
- 88 dB sensitivity
- Aluminium demodulating ring for very low distortion



Unique to B&C, a complete lineup of high sensitivity and power handling 4" and 5" frame transducers. These high technology products are made with our famously critical quality control, allowing new compact loudspeaker designs with appropriately scaled performance. Combined with a 1.4" dome compression driver, our 5CXN36 coaxial is one of the most compact and cost effective full range transducers that we have ever built, offering 83 - 18000Hz frequency response and a 70° conical coverage pattern.

5CXN36

Coaxials- 5.0 Inches



SPECIFICATIONS

| | |
|-------------------------------|--------------------------|
| Nominal Diameter | 127 mm (5.0 in) |
| Nominal Impedance | 8 Ω |
| Minimum Impedance LF | 6.3 Ω |
| Minimum Impedance HF | 7.5 Ω |
| Frequency Range | 83 - 18000 Hz |
| Dispersion Angle ¹ | 70 ° |
| Woofers Cone Treatment | WP Waterproof Front Side |
| Magnet Material | Neodymium Ring |

PARAMETERS

| | |
|---------------------|---|
| Resonance Frequency | 83 Hz |
| Re | 6.0 Ω |
| Qes | 1.01 |
| Qms | 16.8 |
| Qts | 0.96 |
| Vas | 5.1 dm ³ (0.18 ft ³) |
| Sd | 95.0 cm ² (14.73 in ²) |
| η _o | 0.28 % |
| X _{max} | 4.0 mm |
| X _{var} | 6.0 mm |
| M _{ms} | 9.1 g |
| Bl | 5.3 Txm |
| Le | 0.42 mH |
| EBP | 82 Hz |

SPECIFICATIONS LF UNIT

| | |
|---|-------------------|
| LF Sensitivity ² | 88.0 dB |
| LF Nominal Power Handling ³ | 90 W |
| LF Continuous Power Handling ⁴ | 180 W |
| LF Voice Coil Diameter | 34 mm (1.34 in) |
| LF Winding Material | Copper |
| LF Flux Density | 0.74 T |
| Former Material | Glass Fibre |
| Winding Depth | 11.0 mm (0.43 in) |
| Magnetic Gap Depth | 6.0 mm (0.24 in) |

MOUNTING AND SHIPPING INFO

| | |
|-----------------------------|--------------------------------------|
| Overall Diameter | 151 mm (5.94 in) |
| Bolt Circle Diameter | 138 mm (5.43 in) |
| Baffle Cutout Diameter | 123 mm (4.84 in) |
| Depth | 88 mm (3.46 in) |
| Flange and Gasket Thickness | 8 mm (0.31 in) |
| Net Weight | 0.58 kg (1.28 lb) |
| Shipping Units | 1 |
| Shipping Weight | 1.03 kg (2.27 lb) |
| Shipping Box | 255x255x150 mm (10.04x10.04x5.91 in) |

SPECIFICATIONS HF UNIT

| | |
|---|-----------------|
| Sensitivity ⁵ | 101.0 dB |
| Nominal Power Handling ⁶ | 25 W |
| HF Continuous Power Handling ⁷ | 50 W |
| HF Voice Coil Diameter | 36 mm (1.42 in) |
| Winding Material | Aluminium |
| Flux Density | 1.65 T |
| Diaphragm Material | HT Polymer |
| Recommended Crossover ⁸ | 2.0 kHz |
| Inductance | 0.14 mH |

SERVICE KIT

| | |
|-----------------------|--------------|
| Service Kit LF | RCK005CXN368 |
| Replacement diaphragm | MMDE1108 |

1. Included by -6 dB down points.
2. Applied RMS Voltage is set to 2.83V.
3. 2 hours test made with continuous pink noise signal within the range Fs-10Fs. Power calculated on rated minimum impedance. Loudspeaker in free air.
4. Power on Continuous Program is defined as 3 dB greater than the Nominal rating.
5. Applied RMS Voltage is set to 2.83V.
6. 2 hour test made with continuous pink noise signal within the range from the recommended crossover frequency to 20 kHz. Power calculated on rated minimum impedance. Loudspeaker in free air.
7. Power on Continuous Program is defined as 3 dB greater than the Nominal rating.
8. 12 dB/oct. or higher slope high-pass filter.