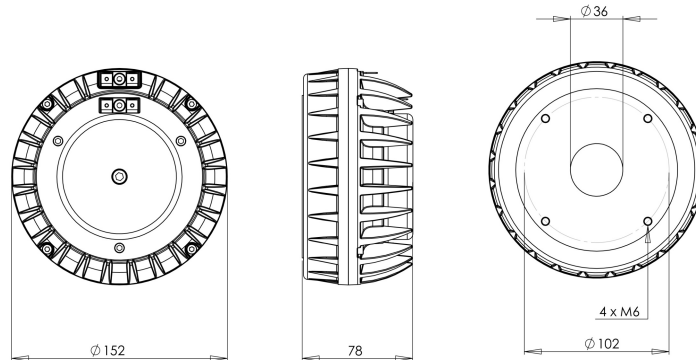


# DCX464

16Ω

Coaxials HF - 1.4 Inches



- Time coherent coaxial ring radiator design (Patents EP3644623B1, US11343608B2)
- 1.4" horn throat diameter
- 300 - 18000 Hz response
- 113.3 dB sensitivity
- 220 W continuous program power capacity
- Neodymium magnet assembly



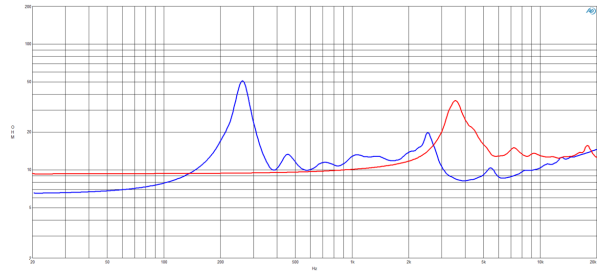
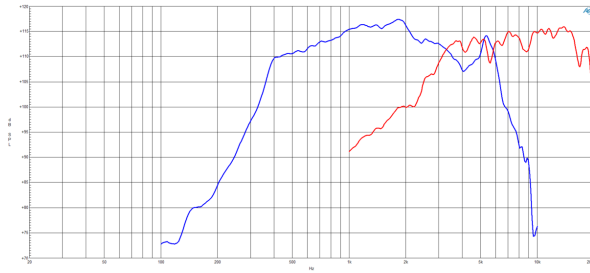
B&C engineers have been working for the last five years on a family of next generation high frequency devices. Compression drivers are the linchpin of a PA system: operating at wavelengths too small to readily couple with other drivers, they alone have to fight distance and atmospheric losses to deliver concert sound pressure levels to ever larger audiences.

Enter the DCX464-16 coaxial ring radiator, designed from scratch to advance the state of the art. The DCX464's midrange diaphragm covers 300Hz - 5.5kHz with 112.7 dB sensitivity, and its 100mm voice coil handles 220 watts. The 64mm coil high frequency diaphragm covers 3 - 18kHz with 113.3 dB sensitivity and handles 160 watts. A patented midrange integrator allows both diaphragms to work in harmony over a wide bandwidth, for greater combined output and crossover flexibility. All this energy arrives at a 1.4" throat, from the most compact package that can be designed today. Brand new materials and thousands of hours of modelling and testing result in lower distortion at higher SPL than has ever been possible before. Consider the new DCX464 for your next design, and enjoy a new standard in fidelity, with the reliability and consistency you expect from B&C.

Also available, the [ME464](#), large format 80x60 degree horn, the [ME148](#) line-array waveguide for use to 500Hz and the [FB464](#) passive crossover

# DCX464

## Coaxials HF- 1.4 Inches



### SPECIFICATIONS MF UNIT<sup>1</sup>

MF Throat Diameter	36 mm (1.4 in)
Nominal Impedance	16 Ω
MF Minimum Impedance	8.6 Ω
MF Nominal Power Handling <sup>2</sup>	110 W
MF Continuous Power Handling <sup>3</sup>	220 W
Sensitivity (1W/1m) <sup>4</sup>	112.7 dB
MF Frequency Range	0.3 - 5.5 kHz
MF Recommended Crossover <sup>5</sup>	0.3 kHz
MF Voice Coil Diameter	100 mm (4.0 in)
MF Winding Material	Aluminum
MF Inductance	0.28 mH
Diaphragm Material	HT Polymer
MF Flux Density	1.9 T
Magnet Material	Neodymium

### CROSSOVER

Crossover

### SPECIFICATIONS HF UNIT<sup>6</sup>

HF Throat Diameter	36 mm (1.4 in)
Nominal Impedance	16 Ω
HF Minimum Impedance	12.2 Ω
HF Nominal Power Handling <sup>7</sup>	80 W
HF Continuous Power Handling <sup>8</sup>	160 W
Sensitivity (1W/1m) <sup>9</sup>	113.3 dB
HF Frequency Range	3.5 - 18.0 kHz
HF Recommended Crossover <sup>10</sup>	4.0 kHz
HF Voice Coil Diameter	65 mm (2.56 in)
HF Winding Material	Aluminum
HF Inductance	0.14 mH
Diaphragm Material	HT Polymer
HF Flux Density	2.14 T
Magnet Material	Neodymium

### SERVICE KIT

HF replacement diaphragm	MMDDCX464HF16
MF replacement diaphragm	MMDDCX464MF16

### MOUNTING AND SHIPPING INFO

Four M6 holes 90° on 102 mm (4") diameter	
Overall Diameter	152 mm (5.98 in)
Depth	78 mm (3.07 in)
Net Weight	3.64 kg (8.02 lb)
Shipping Units	1
Shipping Weight	3.84 kg (8.47 lb)
Shipping Box	170x170x140 mm (6.69x6.69x5.51 in)

1. Driver mounted on 320 Hz exponential horn.
2. AES Standard
3. Power on Continuous Program is defined as 3 dB greater than the Nominal rating.
4. Applied RMS Voltage is set to 4 V for 16 ohms Nominal Impedance.
5. 12 dB/oct. or higher slope high-pass filter.
6. Driver mounted on 320 Hz exponential horn.
7. AES Standard
8. Power on Continuous Program is defined as 3 dB greater than the Nominal rating.
9. Applied RMS Voltage is set to 4 V for 16 ohms Nominal Impedance.
10. 12 dB/oct. or higher slope high-pass filter.