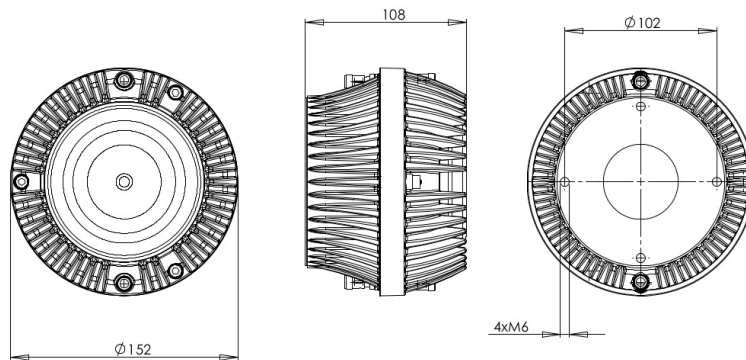


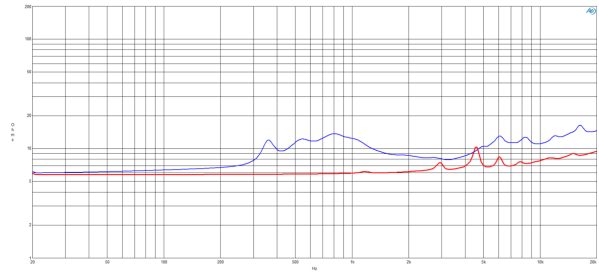
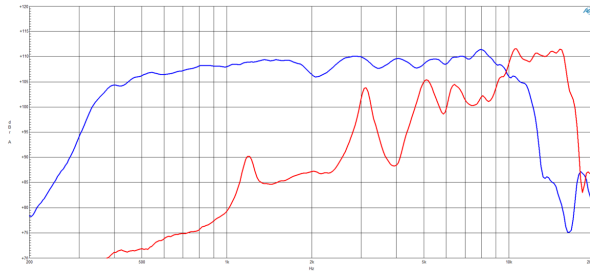
DCX50

8Ω**Coaxials HF - 2.0 Inches**

- 160 W continuous program power capacity
- 2' horn throat diameter
- 400 - 16000 Hz response
- 108.5 dB sensitivity
- Neodymium magnet assembly
- Time coherent coaxial design

DCX50

Coaxials HF- 2.0 Inches



SPECIFICATIONS MF UNIT¹

Throat Diameter	50 mm (2.0 in)
Nominal Impedance	8 Ω
Minimum Impedance	8.0 Ω
Nominal Power Handling ²	80 W
Continuous Power Handling ³	160 W
Sensitivity (1W/1m) ⁴	108.5 dB
Frequency Range	0.4 - 10.0 kHz
Recommended Crossover ⁵	0.4 kHz
Voice Coil Diameter	51 mm (2.0 in)
Winding Material	Aluminium
Inductance	0.3 mH
Diaphragm Material	Composite
Flux Density	2.0 T
Magnet Material	Neodymium

SPECIFICATIONS HF UNIT⁶

Throat Diameter	50 mm (2.0 in)
Nominal Impedance	8 Ω
Minimum Impedance	7.0 Ω
Nominal Power Handling ⁷	20 W
Continuous Power Handling ⁸	40 W
Sensitivity ⁹	108.5 dB
Frequency Range	10.0 - 16.0 kHz
Recommended Crossover ¹⁰	10.0 kHz
Voice Coil Diameter	32 mm (1.2 in)
Winding Material	Aluminium
Inductance	0.11 mH
Diaphragm Material	Polyester
Flux Density	2.0 T
Magnet Material	Neodymium

MOUNTING AND SHIPPING INFO

Overall Diameter	152 mm (6.0 in)
Depth	108 mm (4.25 in)
Net Weight	3.3 kg (7.28 lb)
Shipping Units	1
Shipping Weight	3.5 kg (7.72 lb)
Shipping Box	170x170x140 mm (6.69x6.69x5.51 in)

CROSSOVER

SERVICE KIT

HF replacement diaphragm	MMDTWDCX8
MF replacement diaphragm	MMDDCX08

1. Driver mounted on 320 Hz exponential horn.
2. 2 hour test made with continuous pink noise signal within the range from the recommended crossover frequency to 10 kHz. Power calculated on rated minimum impedance.
3. Power on Continuous Program is defined as 3 dB greater than the Nominal rating.
4. Applied RMS Voltage is set to 2.83 V for 8 ohms Nominal Impedance.
5. 12 dB/oct. or higher slope high-pass filter.
6. Driver mounted on 320 Hz exponential horn.
7. 2 hour test made with continuous pink noise signal within the range from the recommended crossover frequency to 20 kHz. Power calculated on rated minimum impedance.
8. Power on Continuous Program is defined as 3 dB greater than the Nominal rating.
9. Applied RMS Voltage is set to 2.83 V for 8 ohms Nominal Impedance.
10. 12 dB/oct. or higher slope high-pass filter.