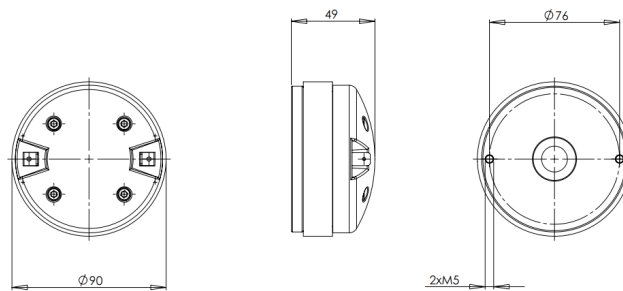


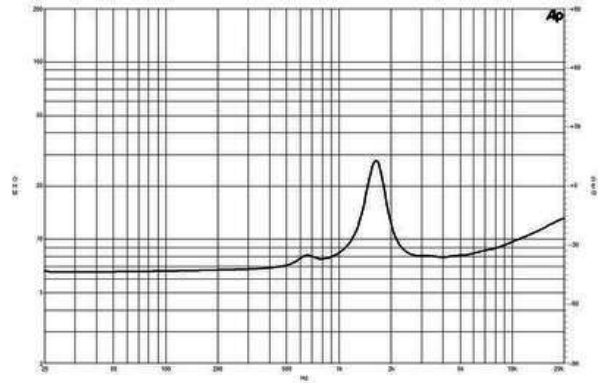
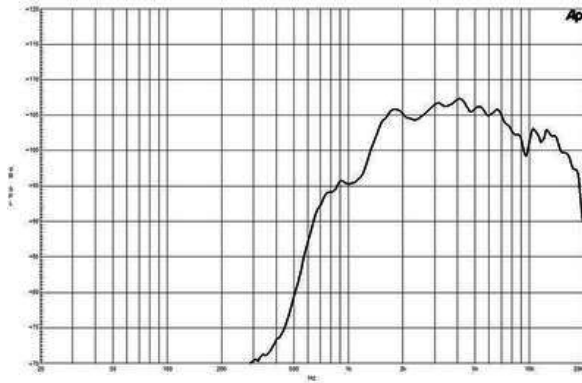
DE12TC

8Ω**HF Drivers - 1.0 Inches**

- 60 W continuous program power capacity
- 1" horn throat diameter
- 36 mm (1.4 in) aluminium voice coil
- Titanium diaphragm
- 1500 - 18000 Hz response
- 105 dB sensitivity

DE12TC

HF Drivers- 1.0 Inches



SPECIFICATIONS¹

| | |
|--|----------------|
| Throat Diameter | 25 mm (1.0 in) |
| Nominal Impedance | 8 Ω |
| Minimum Impedance | 8.1 Ω |
| Nominal Power Handling ² | 30 W |
| Continuous Power Handling ³ | 60 W |
| Sensitivity ⁴ | 105.0 dB |
| Frequency Range | 2.0 - 18.0 kHz |
| Recommended Crossover ⁵ | 2.2 kHz |
| Voice Coil Diameter | 36 mm (1.4 in) |
| Winding Material | Aluminium |
| Inductance | 0.14 mH |
| Diaphragm Material | Titanium |
| Flux Density | 1.45 T |
| Magnet Material | Ferrite |

MOUNTING AND SHIPPING INFO

| | |
|--|------------------------------------|
| Two M5 holes 180° on 76 mm (3 in) diameter | |
| Overall Diameter | 90 mm (3.5 in) |
| Depth | 49 mm (2.0 in) |
| Net Weight | 1.0 kg (2.2 lb) |
| Shipping Units | 8 |
| Shipping Weight | 8.65 kg (19.07 lb) |
| Shipping Box | 235x235x165 mm (9.25x9.25x6.50 in) |

REPLACEMENT DIAPHRAGM

MMD012TN8B

1. Driver mounted on B&C ME 45 horn.
2. 2 hour test made with continuous pink noise signal within the range from the recommended crossover frequency to 20 kHz. Power calculated on rated nominal impedance.
3. Power on Continuous Program is defined as 3 dB greater than the Nominal rating.
4. Applied RMS Voltage is set to 2.83 V for 8 ohms Nominal Impedance.
5. 12 dB/oct. or higher slope high-pass filter.