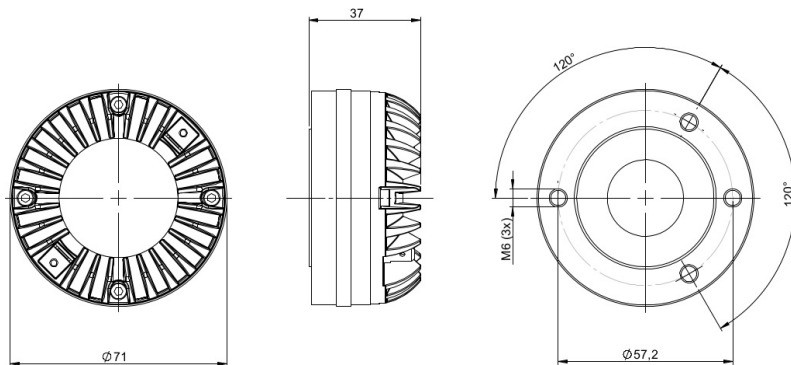


DE360

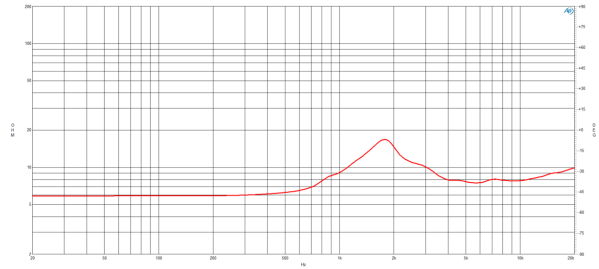
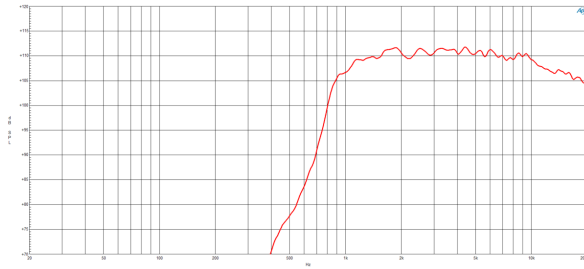
8Ω**HF Drivers - 1.0 Inches**

- 70 W continuous program power capacity
- 110 dB sensitivity
- 1200 - 20000 Hz response
- 1" horn throat diameter
- 38 mm (1.5 in) aluminum voice coil
- Annular HT polymer diaphragm

As the newest ring radiator offering from B&C speakers, the DE360 features a ketone polymer diaphragm with a neodymium magnet motor. Extensive FEA modeling and physical testing over the last several years has culminated in these 1.5 inch (38mm) coil ring drivers with outstanding sensitivity, high frequency extension, and compactness. A practical recommended crossover point of 1.8kHz and sensitivity of 110dB in the DE360 allows for a wide range of applications, including compact two way boxes and line arrays.

DE360

HF Drivers- 1.0 Inches



SPECIFICATIONS¹

Throat Diameter	25 mm (1.0 in)
Nominal Impedance	8 Ω
Minimum Impedance	7.6 Ω
Nominal Power Handling ²	35 W
Continuous Power Handling ³	70 W
Sensitivity ⁴	110.0 dB
Frequency Range	1.2 - 20.0 kHz
Recommended Crossover ⁵	1.8 kHz
Voice Coil Diameter	38 mm (1.5 in)
Winding Material	Aluminium
Inductance	0.05 mH
Diaphragm Material	HT Polymer
Flux Density	2.0 T
Magnet Material	Neodymium Ring

MOUNTING AND SHIPPING INFO

Two M6 holes 180° on 57 mm (2.2 in) diameter	
Three M6 holes 120° on 57 mm (2.2 in) diameter	
Overall Diameter	71 mm (2.8 in)
Depth	37 mm (1.46 in)
Net Weight	0.5 kg (1.1 lb)
Shipping Units	8
Shipping Weight	4.85 kg (10.69 lb)
Shipping Box	235x235x165 mm (9.25x9.25x6.50 in)
Other Details	3x M6 Mounting Studs with bolts and washers included

SERVICE KIT

Replacement diaphragm	MMD0368
-----------------------	---------

1. Driver mounted on B&C ME 45 horn.
2. 2 hour test made with continuous pink noise signal within the range from the recommended crossover frequency to 20 kHz. Power calculated on rated minimum impedance.
3. Power on Continuous Program is defined as 3 dB greater than the Nominal rating.
4. Applied RMS Voltage is set to 2.83 V for 8 ohms Nominal Impedance.
5. 12 dB/oct. or higher slope high-pass filter.