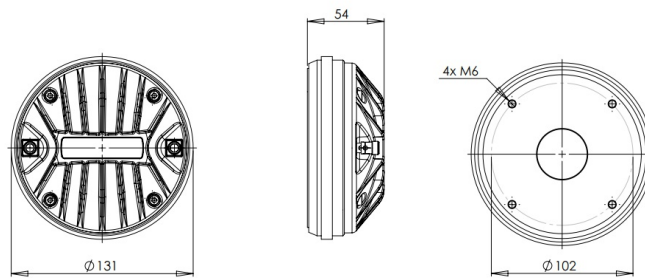


# DE980TN

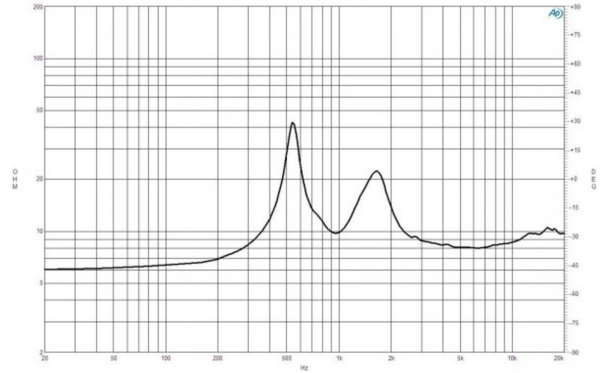
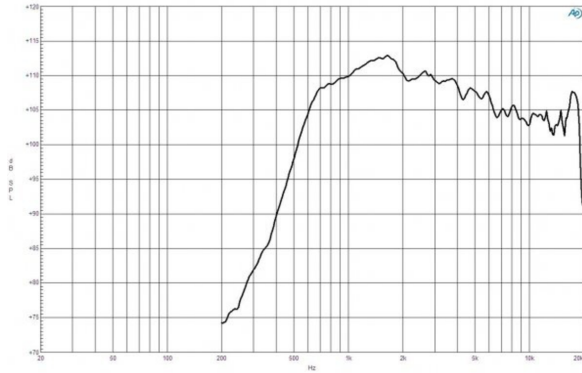
**8Ω****HF Drivers - 1.4 Inches**

- 220 W continuous program power capacity
- 1.4" horn throat diameter
- 75 mm (3 in) aluminium voice coil
- Titanium diaphragm
- 500 - 18000 Hz response
- 108.5 dB sensitivity
- Neodymium magnet assembly with shorting copper cap

The DE980TN is the latest version of our 75mm (3.0 in) voice coil, neodymium high frequency driver. The diaphragm in this model has been completely redesigned to incorporate a bent edge voice coil former, new dome and surround geometry and an optimized phase plug. These modifications combine to better control diaphragm displacement and deformations, resulting in lower distortion and a smoother higher frequency response above 10kHz.

# DE980TN

HF Drivers- 1.4 Inches



## SPECIFICATIONS<sup>1</sup>

Throat Diameter	36 mm (1.4 in)
Nominal Impedance	8 Ω
Minimum Impedance	8.1 Ω
Nominal Power Handling <sup>2</sup>	110 W
Continuous Power Handling <sup>3</sup>	220 W
Sensitivity <sup>4</sup>	108.5 dB
Frequency Range	0.5 - 18.0 kHz
Recommended Crossover <sup>5</sup>	1.2 kHz
Voice Coil Diameter	75 mm (3.0 in)
Winding Material	Aluminium
Inductance	0.1 mH
Diaphragm Material	Titanium
Flux Density	2.05 T
Magnet Material	Neodymium Ring

## MOUNTING AND SHIPPING INFO

Four M6 holes 90° on 102 mm (4 in) diameter	
Overall Diameter	131 mm (5.2 in)
Depth	54 mm (2.13 in)
Net Weight	2.3 kg (5.1 lb)
Shipping Units	4
Shipping Weight	9.8 kg (21.6 lb)
Shipping Box	295x160x180 mm (11.61x6.30x7.09 in)
Other Details	4x M6 Mounting Studs with bolts and washers included

## SERVICE KIT

Replacement diaphragm	MMD3DTN8M
-----------------------	-----------

1. Driver mounted on B&C ME 90 horn.
2. 2 hour test made with continuous pink noise signal within the range from the recommended crossover frequency to 20 kHz. Power calculated on rated minimum impedance.
3. Power on Continuous Program is defined as 3 dB greater than the Nominal rating.
4. Applied RMS Voltage is set to 2.83 V for 8 ohms Nominal Impedance.
5. 12 dB/oct. or higher slope high-pass filter.