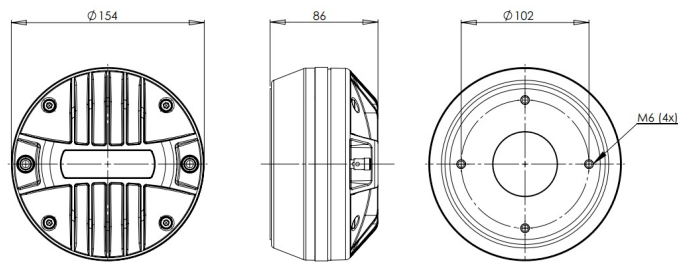


# DE1085TN

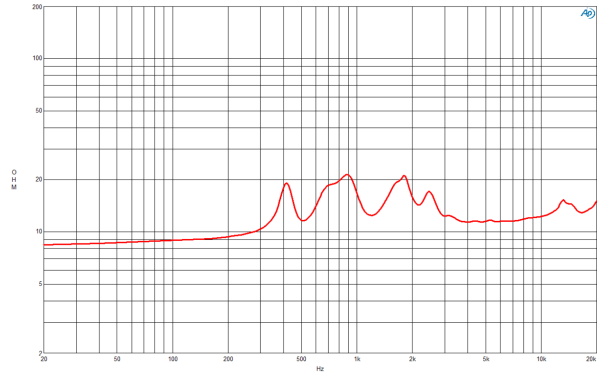
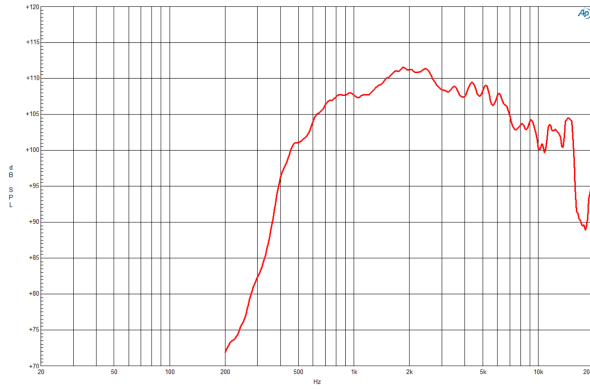
**16Ω****HF Drivers - 2.0 Inches**

- 280 W continuous program power capacity
- 2" horn throat diameter
- 100 mm (4 in) aluminium voice coil
- Titanium diaphragm
- 500 - 20000 Hz response
- 108 dB sensitivity
- Neodymium magnet assembly with shorting copper cap

The DE1085TN is the latest version of our premium 100mm (4.0 in) voice coil, neodymium high frequency driver. The diaphragm in this model has been completely redesigned to incorporate a bent edge voice coil former as well as new dome and surround geometry. These modifications combine to better control diaphragm displacement and deformations, resulting in lower distortion and a smoother higher frequency response above 10kHz.

# DE1085TN

HF Drivers- 2.0 Inches



## SPECIFICATIONS<sup>1</sup>

Throat Diameter	50 mm (2.0 in)
Nominal Impedance	16 Ω
Minimum Impedance	11.4 Ω
Nominal Power Handling <sup>2</sup>	140 W
Continuous power handling <sup>3</sup>	280 W
Sensitivity (1W/1m) <sup>4</sup>	108.0 dB
Frequency Range	500.0 - 20.0 kHz
Recommended Crossover <sup>5</sup>	0.8 kHz
Voice Coil Diameter	100 mm (4.0 in)
Winding Material	Aluminium
Inductance	0.18 mH
Diaphragm Material	Titanium
Flux Density	1.95 T
Magnet Material	Neodymium Ring

## MOUNTING AND SHIPPING INFO

Four M6 holes 90° on 102 mm (4 in) diameter	
Overall Diameter	154 mm (6.1 in)
Depth	86 mm (3.39 in)
Net Weight	3.6 kg (7.9 lb)
Shipping Units	1
Shipping Weight	3.9 kg (8.6 lb)
Shipping Box	190x190x120 mm (7.48x7.48x4.72 in)
Other Details	4x M6 Mounting Studs with bolts and washers included

## SERVICE KIT

Replacement diaphragm	MMD4BTN16M
-----------------------	------------

1. Driver mounted on B&C ME60 horn
2. 2 hour test made with continuous pink noise signal within the range from the recommended crossover frequency to 20 kHz. Power calculated on rated minimum impedance.
3. Power on Continuous Program is defined as 3 dB greater than the Nominal rating.
4. Applied RMS Voltage is set to 4 V for 16 ohms Nominal Impedance.
5. 12 dB/oct. or higher slope high-pass filter.