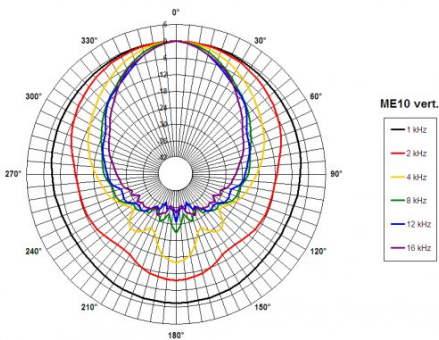
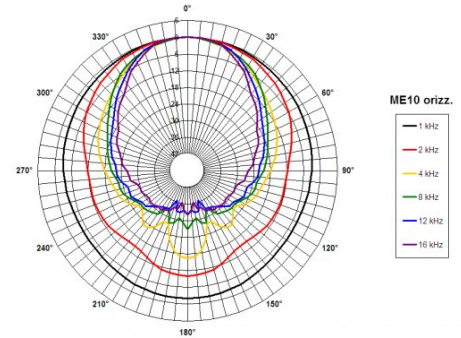
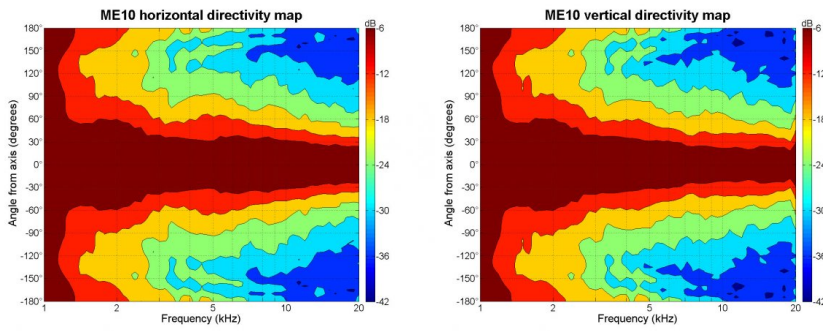


- 1" throat entry
- 90° x 60° nominal coverage
- Hyperbolic Cosine Flare
- Excellent loading down to 1.5 kHz

The ME10v2 replaces the ME10. The revised design adds two additional mounting holes to expand driver compatibility. The ME10v2 should be backwards compatible with most previous applications for the ME10, but we recommend that all users check the product revised drawings, to be certain.



SPECIFICATIONS

Horn mounted on B&C DE 750 compression driver.

Throat Diameter	25 mm (1 in)
Nominal Coverage Horizontal	90 °
Nominal Coverage Vertical	60 °
Cutoff Frequency	1.5 kHz
Material	ABS
Design	Hyperbolic Cosine Flare
Dimensions	130.5x130.5x90 mm (5.1x5.1x3.5 in)

MOUNTING AND SHIPPING INFO

Other details	4x 5.5 mm (0.22 in) holes 90° on 76 mm (3 in) diameter --- 2x 6.3 mm (0.25 in) holes 180° on 57.2 mm (2.26 in) diameter
Baffle Cutout Dimension	104 mm (4.1 in)
Air Volume Occupied by Driver	0.15 dm ³ (0.01 ft ³)
Net Weight	0.17 kg (0.37 lb)
Shipping Units	1 pcs
Shipping Weight	0.23 kg (0.5 lb)
Shipping Box	165x165x100 mm (6.50x6.50x3.94 in)