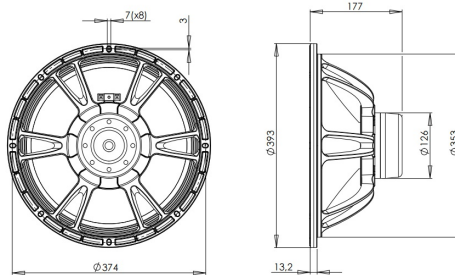


15NDL88

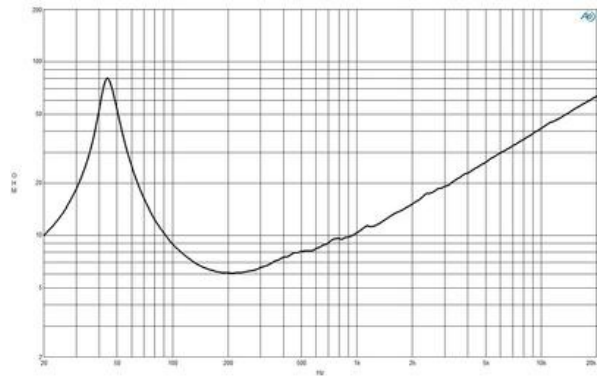
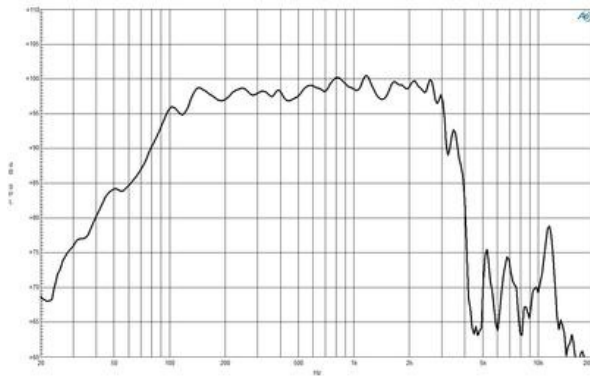
8Ω**LF Drivers - 15.0 Inches**

- 1400 W continuous program power capacity
- 88 mm (3.5 in) aluminium voice coil
- 45 - 3000 Hz response
- 99 dB sensitivity
- Neodymium magnet allows a very light yet powerful motor assembly
- Double silicone spider with optimized compliance
- Aluminum demodulating ring allows a very low distortion figure



15NDL88

LF Drivers- 15.0 Inches



SPECIFICATIONS

Nominal Diameter	380 mm (15.0 in)
Nominal Impedance	8 Ω
Minimum Impedance	6.0 Ω
Nominal Power Handling ¹	700 W
Continuous Power Handling ²	1400 W
Sensitivity ³	99.0 dB
Frequency Range	45 - 3000 Hz
Voice Coil Diameter	88 mm (3.5 in)
Winding Material	Aluminium
Former Material	Glass Fibre
Winding Depth	21.0 mm (0.85 in)
Magnetic Gap Depth	10.0 mm (0.39 in)
Flux Density	1.15 T

DESIGN

Surround Shape	Triple Roll
Cone Shape	Exponential
Magnet Material	Neodymium Inside Slug
Spider	Double Silicone
Pole Design	T-Pole
Woofer Cone Treatment	WP Waterproof Front Side
Recommended Enclosure	125.0 dm ³ (4.41 ft ³)
Recommended Tuning	45 Hz

PARAMETERS⁴

Resonance Frequency	45 Hz
Re	5.0 Ω
Qes	0.36
Qms	6.1
Qts	0.34
Vas	126.0 dm ³ (4.45 ft ³)
Sd	855.0 cm ² (132.53 in ²)
η_0	3.1 %
Xmax	8.0 mm
Xvar	10.0 mm
Mms	102.0 g
Bl	20.1 Txm
Le	1.25 mH
EBP	125 Hz

MOUNTING AND SHIPPING INFO

Overall Diameter	393 mm (15.47 in)
Bolt Circle Diameter	374 mm (14.72 in)
Baffle Cutout Diameter	354.0 mm (13.94 in)
Depth	177 mm (6.97 in)
Flange and Gasket Thickness	13 mm (0.51 in)
Air Volume Occupied by Driver	3.5 dm ³ (0.12 ft ³)
Net Weight	4.6 kg (10.14 lb)
Shipping Units	1
Shipping Weight	5.9 kg (13.01 lb)
Shipping Box	425x425x224 mm (16.73x16.73x8.82 in)

SERVICE KIT

RCK15NDL888

1. 2 hours test made with continuous pink noise signal within the range Fs-10Fs. Power calculated on rated nominal impedance. Loudspeaker in free air.
2. Power on Continuous Program is defined as 3 dB greater than the Nominal rating.
3. Applied RMS Voltage is set to 2.83 V for 8 ohms Nominal Impedance.
4. Thiele-Small parameters are measured after a high level 20 Hz sine wave preconditioning test.