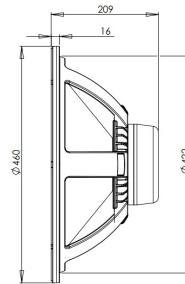
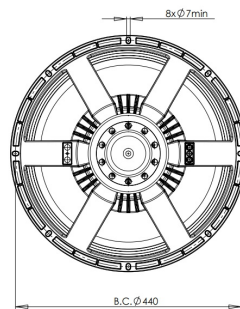


# 18NW100

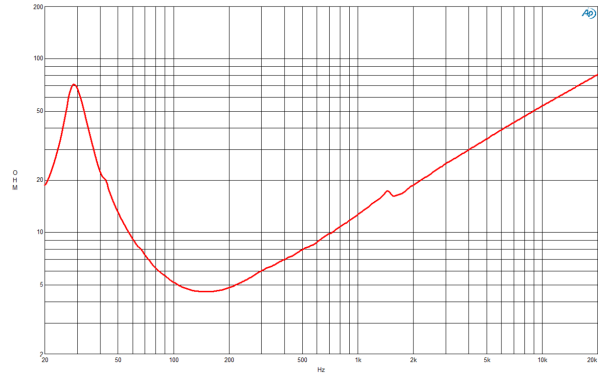
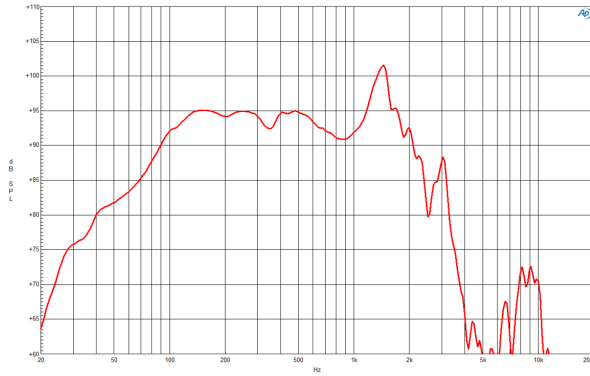
**4Ω****LF Drivers - 18.0 Inches**

- 2400 W continuous program power capacity
- 100 mm (4 in) copper voice coil
- 35 - 1000 Hz response
- 95 dB sensitivity
- FEA optimized Neodymium magnet assembly
- Double silicone spider with optimized compliance
- Ventilated voice coil gap for reduced power compression



# 18NW100

LF Drivers- 18.0 Inches



## SPECIFICATIONS

Nominal Diameter	460 mm (18.0 in)
Nominal Impedance	4 Ω
Minimum Impedance	4.5 Ω
Nominal Power Handling <sup>1</sup>	1199 W
Continuous power handling <sup>2</sup>	2400 W
Sensitivity (1W/1m) <sup>3</sup>	95.0 dB
Frequency Range	35 - 1000 Hz
Voice Coil Diameter	100 mm (4.0 in)
Winding Material	Copper
Former Material	Glass Fibre
Winding Depth	25.0 mm (1.0 in)
Magnetic Gap Depth	12.0 mm (0.5 in)
Flux Density	1.2 T

## DESIGN

Surround Shape	Triple Roll
Cone Shape	Radial
Magnet Material	Neodymium Inside Slug
Spider	Double Silicone
Pole Design	T-Pole
Woofer Cone Treatment	TWP Waterproof Both Sides
Recommended Enclosure	160.0 dm <sup>3</sup> (5.65 ft <sup>3</sup> )
Recommended Tuning	37 Hz

## PARAMETERS<sup>4</sup>

Resonance Frequency	30 Hz
Re	3.7 Ω
Qes	0.28
Qms	6.2
Qts	0.27
Vas	203.5 dm <sup>3</sup> (7.19 ft <sup>3</sup> )
Sd	1210.0 cm <sup>2</sup> (187.6 in <sup>2</sup> )
η <sub>o</sub>	1.95 %
Xmax	± 9.0 mm
Xvar	± 11.0 mm
Mms	244.0 g
Bl	24.7 Txm
Le	1.7 mH
EBP	107 Hz

## MOUNTING AND SHIPPING INFO

Overall Diameter	460 mm (18.0 in)
Bolt Circle Diameter	440 mm (17.3 in)
Baffle Cutout Diameter	422.0 mm (16.6 in)
Depth	209 mm (8.2 in)
Flange and Gasket Thickness	16 mm (0.62 in)
Air Volume Occupied by Driver	8.5 dm <sup>3</sup> (0.3 ft <sup>3</sup> )
Net Weight	9.3 kg (20.5 lb)
Shipping Weight	10.9 kg (24.03 lb)
Shipping Box	500x495x275 mm (19.69x19.49x10.83 in)

## SERVICE KIT

Recone kit	RCK18NW1004
------------	-------------

1. 2 hours test made with continuous pink noise signal within the range Fs-10Fs. Power calculated on rated minimum impedance. Loudspeaker in free air.
2. Power on Continuous Program is defined as 3 dB greater than the Nominal rating.
3. Applied RMS Voltage is set to 2V for 4 ohms Nominal Impedance.
4. Thiele-Small parameters are measured after a high level 20 Hz sine wave preconditioning test.