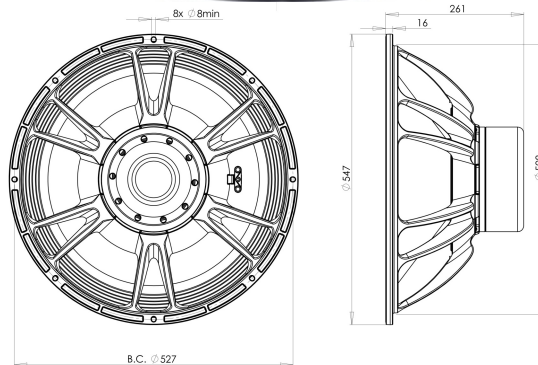


# 21SW152

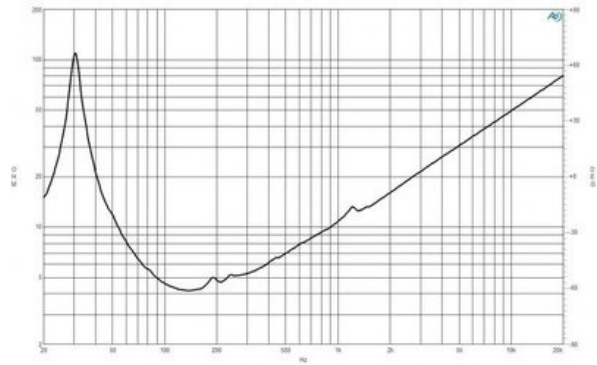
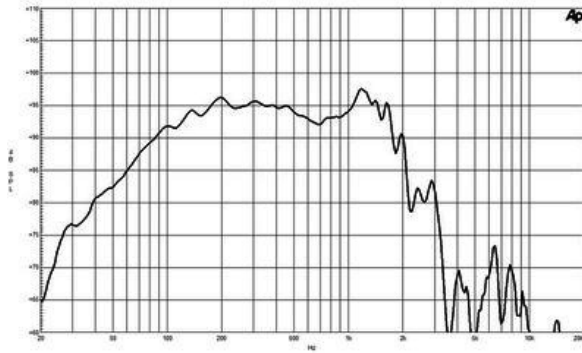
**4Ω****LF Drivers - 21.0 Inches**

- 4000 W continuous program power capacity
- 153 mm (6 in) split winding copper voice coil
- 30 - 1000 Hz response
- 96 dB sensitivity
- 60 mm peak-to-peak excursion before damage
- Neodymium magnet allows a very high force factor and linear excursion
- Double silicone spider with optimized compliance
- Ventilated voice coil gap for reduced power compression
- Aluminium demodulating ring for very low distortion



# 21SW152

LF Drivers- 21.0 Inches



## SPECIFICATIONS

Nominal Diameter	530 mm (21.0 in)
Nominal Impedance	4 Ω
Minimum Impedance	4.2 Ω
Nominal Power Handling <sup>1</sup>	2000 W
Continuous Power Handling <sup>2</sup>	4000 W
Sensitivity <sup>3</sup>	96.0 dB
Frequency Range	30 - 1000 Hz
Voice Coil Diameter	153 mm (6.0 in)
Winding Material	Copper
Former Material	Glass Fibre
Winding Depth	30.0 mm (1.18 in)
Magnetic Gap Depth	12.0 mm (0.5 in)
Flux Density	1.2 T

## DESIGN

Surround Shape	Triple Roll
Cone Shape	Radial
Magnet Material	Neodymium Inside Slug
Spider	Double Silicone
Pole Design	T-Pole
Woofer Cone Treatment	TWP Waterproof Both Sides
Recommended Enclosure	190.0 dm <sup>3</sup> (6.71 ft <sup>3</sup> )
Recommended Tuning	33 Hz

## PARAMETERS<sup>4</sup>

Resonance Frequency	32 Hz
Re	3.3 Ω
Qes	0.31
Qms	7.0
Qts	0.3
Vas	200.0 dm <sup>3</sup> (7.0 ft <sup>3</sup> )
Sd	1680.0 cm <sup>2</sup> (260.4 in <sup>2</sup> )
η <sub>o</sub>	2.2 %
Xmax	15.0 mm
Xvar	16.0 mm
Mms	460.0 g
Bl	32.5 Txm
Le	1.5 mH
EBP	103 Hz

## MOUNTING AND SHIPPING INFO

Overall Diameter	547 mm (21.5 in)
Bolt Circle Diameter	527 mm (20.7 in)
Baffle Cutout Diameter	508.0 mm (20.0 in)
Depth	261 mm (10.3 in)
Flange and Gasket Thickness	16 mm (0.63 in)
Air Volume Occupied by Driver	16.0 dm <sup>3</sup> (0.56 ft <sup>3</sup> )
Net Weight	18.5 kg (40.7 lb)
Shipping Units	1
Shipping Weight	20.8 kg (45.86 lb)
Shipping Box	570x570x320 mm (22.44x22.44x12.60 in)

## SERVICE KIT

RCK21SW1524

1. 2 hours test made with continuous pink noise signal within the range Fs-10Fs. Power calculated on rated nominal impedance. Loudspeaker in free air.
2. Power on Continuous Program is defined as 3 dB greater than the Nominal rating.
3. Applied RMS Voltage is set to 2 V for 4 ohms Nominal Impedance.
4. Thiele-Small parameters are measured after a high level 20 Hz sine wave preconditioning test.

**B&C Speakers s.p.a.**

Via Poggiomoro, 1 - Loc. Vallina, 50012 Bagno a Ripoli (FI) - ITALY - Tel. +39 055 65721 - Fax +39 055 6572312 - mail@bcspeakers.com