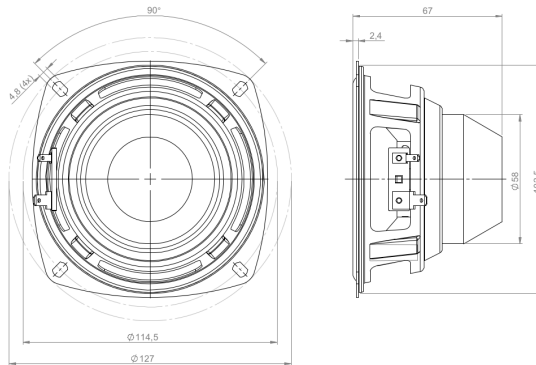


4NDS34

8Ω**LF Drivers - 4.0 Inches**

- 200 W continuous program power capacity
- 33 mm (1.3 in) copper voice coil
- 80 - 2000 Hz response
- 89 dB sensitivity
- Neodymium magnet allows a very light yet powerful motor assembly



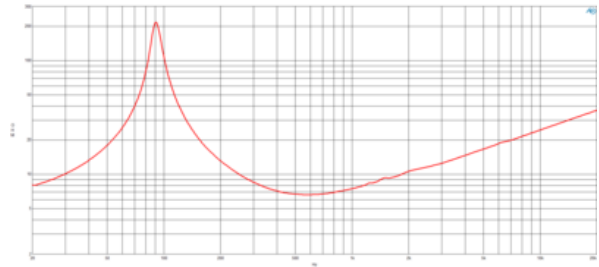
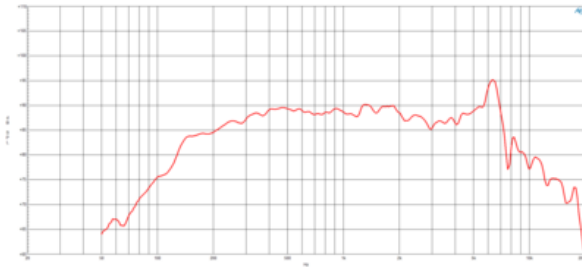
Description

Unique to B&C, a complete lineup of high sensitivity and power handling 4" frame transducers. These high technology products are made with our famously critical quality control, allowing new compact loudspeaker designs with appropriately scaled performance. The 4NDS34 features a 1.3" copper coil, 200W continuous power handling, and frequency response from 80 - 2000Hz.

OEM Quantities only...

4NDS34

LF Drivers- 4.0 Inches



SPECIFICATIONS

Nominal Diameter	100 mm (3.94 in)
Nominal Impedance	8 Ω
Minimum Impedance	6.2 Ω
Nominal Power Handling ¹	100 W
Continuous Power Handling ²	200 W
Sensitivity ³	89.0 dB
Frequency Range	80 - 2000 Hz
Voice Coil Diameter	33 mm (1.3 in)
Winding Material	Copper
Former Material	Glass Fibre
Winding Depth	11.0 mm (0.43 in)
Magnetic Gap Depth	7.0 mm (0.28 in)
Flux Density	1.25 T

DESIGN

Surround Shape	Roll
Cone Shape	Exponential
Magnet Material	Neodymium Inside Slug
Spider	Single
Pole Design	T-Pole
Woofer Cone Treatment	TWP Waterproof Both Sides
Recommended Enclosure	3.0 dm ³ (0.11 ft ³)
Recommended Tuning	90 Hz

PARAMETERS⁴

Resonance Frequency	79 Hz
Re	5.5 Ω
Qes	0.25
Qms	8.5
Qts	0.24
Vas	2.6 dm ³ (0.09 ft ³)
Sd	57.0 cm ² (8.84 in ²)
η _o	0.5 %
X _{max}	3.8 mm
X _{var}	5.0 mm
M _{ms}	7.2 g
Bl	8.8 Txm
Le	0.21 mH
EBP	316 Hz

MOUNTING AND SHIPPING INFO

Overall Diameter	127 mm (5.0 in)
Bolt Circle Diameter	114 mm (4.51 in)
Baffle Cutout Diameter	103.0 mm (4.06 in)
Depth	67 mm (2.64 in)
Flange and Gasket Thickness	3 mm (0.12 in)
Air Volume Occupied by Driver	0.25 dm ³ (0.01 ft ³)
Net Weight	0.57 kg (1.26 lb)
Shipping Units	24
Shipping Weight	14.0 kg (30.86 lb)
Shipping Box	425x335x250 mm (16.73x13.19x9.84 in)

SERVICE KIT

RCK04NDS348

1. 2 hours test made with continuous pink noise signal within the range Fs-10Fs. Power calculated on rated nominal impedance. Loudspeaker in free air.
2. Power on Continuous Program is defined as 3 dB greater than the Nominal rating.
3. Applied RMS Voltage is set to 2.83 V for 8 ohms Nominal Impedance.
4. Thiele-Small parameters are measured after a high level 20 Hz sine wave preconditioning test.