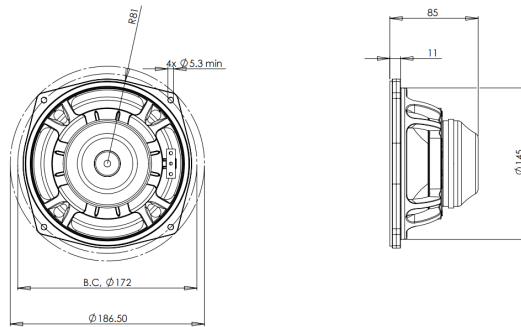


6NDL38

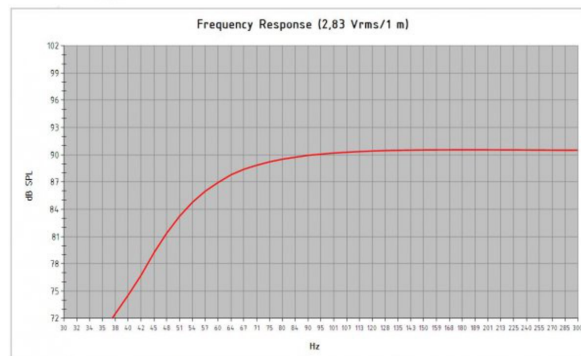
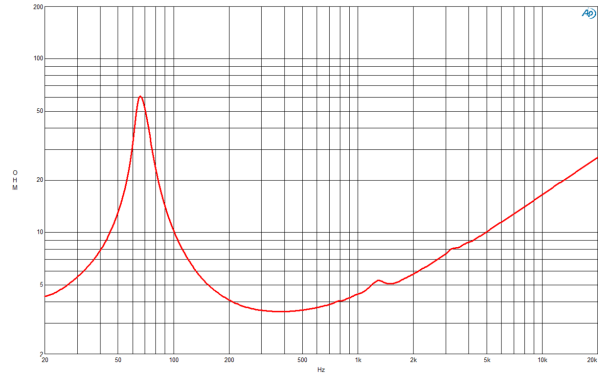
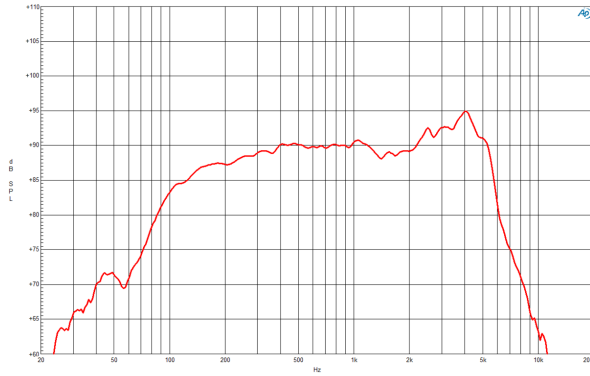
4Ω**LF Drivers - 6.5 Inches**

- 38 mm (1.5 in) copper voice coil
- 70 - 6000 Hz response
- 91 dB sensitivity
- Neodymium magnet allows a very light yet powerful motor assembly
- Aluminium demodulating ring allows a very low distortion figure
- 300 W continuous program power capacity



6NDL38

LF Drivers- 6.5 Inches



Model: **6NDL38**
 Enclosure Type: **Bass Reflex**
 Internal Net Volume (Liters): **9**
 Tuning Frequency (Hz): **62**
 Frequency (-3 dB) (Hz): **62.0**
 Port Area (cm²): **15.2**
 Port Length (cm): **9.4**
 Excursion Limited Maximum SPL at 1 meter (dB): **106.9** equal to **59.3** Watts (Bass Band Power Rating)
 Thermal Limited Maximum SPL at 1 meter (dB): **110.9** equal to **150.0** Watts (Mid Band Power Rating)

SPECIFICATIONS

Nominal Diameter	170 mm (6.5 in)
Nominal Impedance	4 Ω
Minimum Impedance	3.5 Ω
Nominal Power Handling ¹	150 W
Continuous power handling ²	300 W
Sensitivity (1W/1m) ³	91.0 dB
Frequency Range	70 - 5000 Hz
Voice Coil Diameter	38 mm (1.5 in)
Winding Material	Copper
Former Material	Kapton
Winding Depth	12.0 mm (0.5 in)
Magnetic Gap Depth	6.0 mm (0.25 in)
Flux Density	1.15 T

DESIGN

Surround Shape	Roll
Cone Shape	Exponential
Magnet Material	Neodymium Ring
Spider	Single
Pole Design	T-Pole
Woofer Cone Treatment	WP Waterproof Front Side
Recommended Enclosure	9.0 dm ³ (0.32 ft ³)
Recommended Tuning	62 Hz

PARAMETERS⁴

Resonance Frequency	69 Hz
Re	3.1 Ω
Qes	0.4
Qms	10.05
Qts	0.39
Vas	7.1 dm ³ (0.25 ft ³)
Sd	132.0 cm ² (20.5 in ²)
η _o	0.55 %
Xmax	± 6.0 mm
Xvar	± 5.5 mm
Mms	18.0 g
Bl	7.8 Txm
Le	0.4 mH
EBP	172 Hz

MOUNTING AND SHIPPING INFO

Overall Diameter	187 mm (7.4 in)
Bolt Circle Diameter	172 mm (6.7 in)
Baffle Cutout Diameter	145.0 mm (5.7 in)
Depth	85 mm (3.3 in)
Flange and Gasket Thickness	11 mm (0.4 in)
Air Volume Occupied by Driver	0.63 dm ³ (0.02 ft ³)
Net Weight	1.2 kg (2.6 lb)
Shipping Units	1
Shipping Weight	1.4 kg (3.09 lb)
Shipping Box	210x210x125 mm (8.27x8.27x4.92 in)

SERVICE KIT

Recone kit	RCK06NDL384
------------	-------------

1. 2 hours test made with continuous pink noise signal within the range Fs-10Fs. Power calculated on rated minimum impedance. Loudspeaker in free air.
2. Power on Continuous Program is defined as 3 dB greater than the Nominal rating.
3. Applied RMS Voltage is set to 2V for 4 ohm Nominal Impedance
4. Thiele-Small parameters are measured after a high level 20 Hz sine wave preconditioning test.