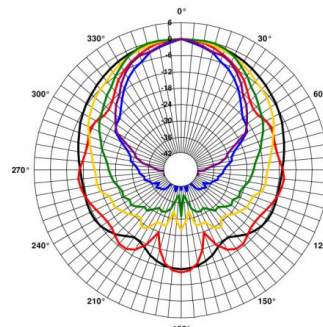
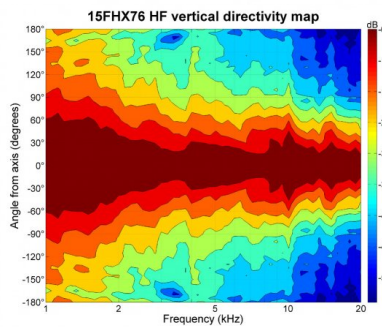
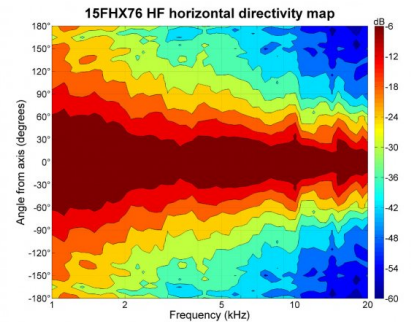
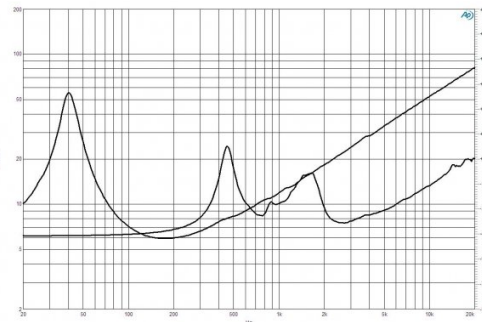
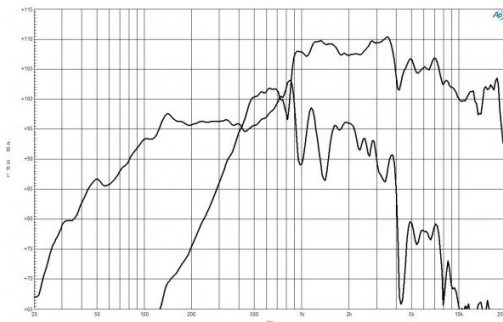
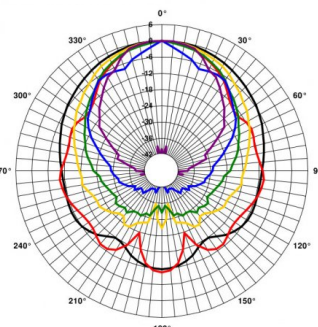




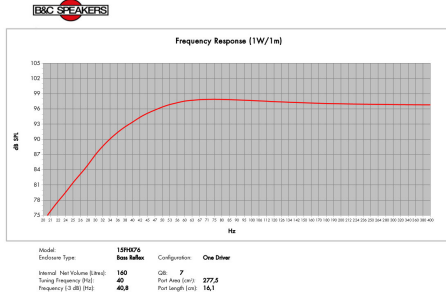
- 98 dB sensitivity
- 800 W continuous program power capacity
- 60°x40° nominal coverage
- 40 - 18000 Hz response
- Modified exponential horn flare for improved acoustic loading and controlled coverage
- 33 mm (1.3") HF unit exit diameter
- Single Ferrite magnet assembly
- Aluminium demodulating ring allows a very low distortion figure



15FHX76 Horizontal
Woofer: 500 Hz, 1 kHz, 2 kHz, 4 kHz, 8 kHz, 16 kHz
Driver: 1 kHz, 2 kHz, 4 kHz, 8 kHz, 16 kHz



15FHX76 Vertical
Woofer: 500 Hz, 1 kHz, 2 kHz, 4 kHz, 8 kHz, 16 kHz
Driver: 1 kHz, 2 kHz, 4 kHz, 8 kHz, 16 kHz



GENERAL

Nominal Diameter	380 mm (15 in)
Nominal Impedance	8 Ω
Frequency Range	40 Hz - 18000 Hz
Dispersion Angle	60 ° Included by -6 dB down points.

DESIGN

Magnet Material	Ferrite
Woofer Cone Treatment	WP Waterproof Front Side

SERVICE KITS

HF replacement-diaphragm	MMD3BTN8M
LF recone-kits	RCK15FHX768

SPECIFICATIONS LF UNIT

Nominal Diameter	380 mm (15 in)
Nominal Impedance	8 Ω
Minimum Impedance	6 Ω
Nominal Power Handling	400 W 2 hours test made with continuous pink noise signal within the range Fs-10Fs. Power calculated on rated minimum impedance. Loudspeaker in free air.

Continuous Power Handling	800 W Power on Continuous Program is defined as 3 dB greater than the Nominal rating.
---------------------------	--

Sensitivity	98 dB Applied RMS Voltage is set to 2.83V.
-------------	---

Voice Coil Diameter	76 mm (3 in)
---------------------	--------------

Winding Material	Copper
------------------	--------

Former Material	Glass Fibre
-----------------	-------------

Winding Depth	16.5 mm (0.65 in)
---------------	-------------------

Magnetic Gap Depth	8 mm (0.31 in)
--------------------	----------------

Flux Density	1.15 T
--------------	--------

Woofer Cone Treatment	WP Waterproof Front Side
-----------------------	--------------------------

PARAMETERS

Fs	40 Hz
Re	5.2 Ω
Qes	0.47
Qms	5.2
Qts	0.43
Vas	186 dm ³ (6.56 ft ³)
Sd	855 cm ² (132.5 in ²)
η0	2.4 %
Xvar	7 mm
Mms	88 g
Bl	15.5 Tm
Le	1.5 mH
EBP	85 Hz

SPECIFICATIONS HF UNIT

Nominal Diameter	380 mm (15 in)
Nominal Impedance	8 Ω
Minimum Impedance	7.5 Ω
Nominal Power Handling	80 W 2 hour test made with continuous pink noise signal within the range from the recommended crossover frequency to 20 kHz. Power calculated on rated minimum impedance. Loudspeaker in free air.

Continuous Power Handling	160 W Power on Continuous Program is defined as 3 dB greater than the Nominal rating.
---------------------------	--

Sensitivity	107 dB Applied RMS Voltage is set to 2.83V.
-------------	--

Recommended Crossover	1.2 kHz 12 dB/oct. or higher slope high-pass filter.
-----------------------	---

Voice Coil Diameter	75 mm (3 in)
---------------------	--------------

Winding Material	Aluminium
------------------	-----------

Inductance	0.14 mH
------------	---------

Flux Density	1.6 T
--------------	-------

Diaphragm Material	Titanium
--------------------	----------

MOUNTING AND SHIPPING INFO

Overall Diameter	393 mm (15.5 in)
Bolt Circle Diameter	374 mm (14.7 in)
Baffle Cutout Diameter	354 mm (13.94 in)
Depth	199 mm (7.83 in)
Flange and Gasket Thickness	16 mm (0.62 in)
Net Weight	9.2 kg (20.28 lb)
Shipping Units	1 pcs
Shipping Weight	10.8 kg (23.81 lb)
Shipping Box	500x495x275 mm (19.69x19.49x10.83 in)