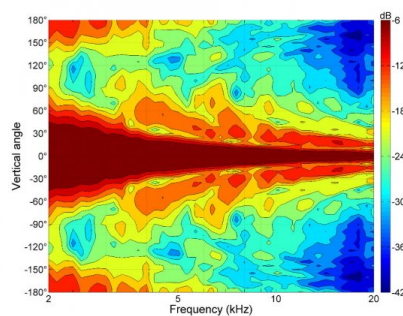
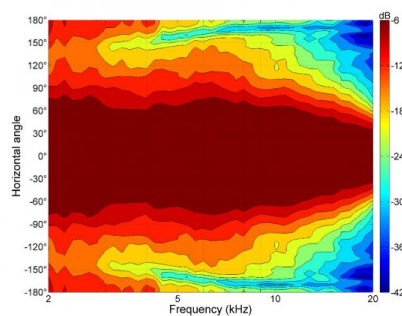
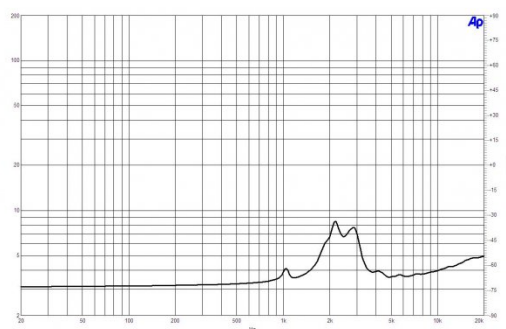
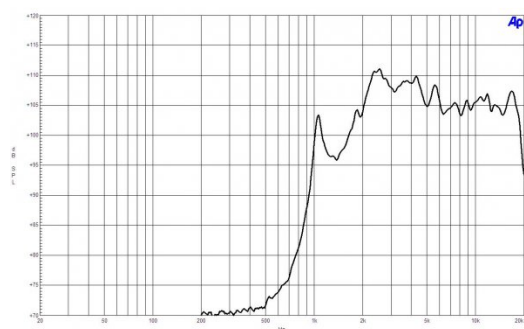


- Line Array optimized Waveguide with two DE7 drivers
- 150° max horizontal coverage
- 40 W continuous program power capacity
- 25 mm (1 in) aluminium voice coil
- Mylar diaphragm
- 2000 - 18000 Hz response
- 107 dB sensitivity
- Compact Neodymium magnet assembly

Wave guide horn not sold separately

Available exclusively with 4.8+2.8 mm fast-on terminal tab



SPECIFICATIONS HORN UNIT

Data measured with two 8 ohm drivers in parallel connection

Nominal Impedance 4 Ω
Drivers in parallel connection

Active Radiating Factor 94.7 %

Horizontal Coverage 150 ° Max

SERVICE KITS

HF replacement-diaphragm MMDDE78

SPECIFICATIONS HF UNIT

Minimum Impedance 3.6 Ω

Nominal Power Handling 20 W

2 hour test made with continuous pink noise signal (6 dB crest factor) within the range from the recommended crossover frequency to 20 kHz. Power calculated on rated minimum impedance.

Continuous Power Handling 40 W

Power on Continuous Program is defined as 3 dB greater than the Nominal rating.

Sensitivity 107 dB

Applied RMS Voltage is set to 2 V for 4 ohm Nominal Impedance.

Frequency Range 2 kHz - 18 kHz

Recommended Crossover 2 kHz

12 dB/oct. Or higher slope high-pass filter.

Voice Coil Diameter 25 mm (1 in)

Winding Material Aluminium

Flux Density 1.65 T

Diaphragm Material Mylar

MOUNTING AND SHIPPING INFO

Exit Size 138x19 mm (5.43x0.75 in)

Net Weight 0.49 kg (1.07 lb)

Shipping Units 1 pcs

Shipping Weight 0.55 kg (1.2 lb)

Shipping Box 150x130x90 mm
(5.91x5.12x3.54 in)

Driver Diameter 46 mm (1.8 in)

Dimensions 144x114x80 mm
(5.7x4.5x3.2 in)