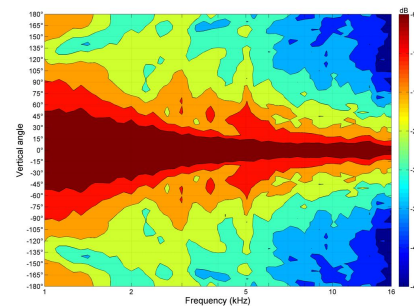
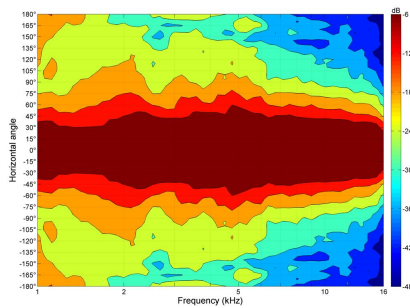
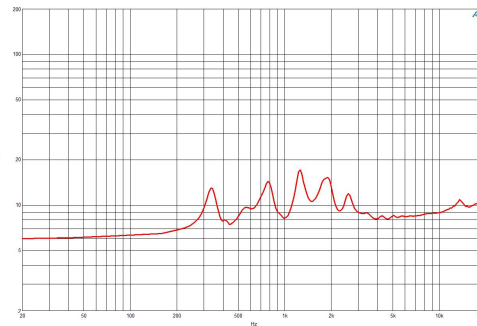
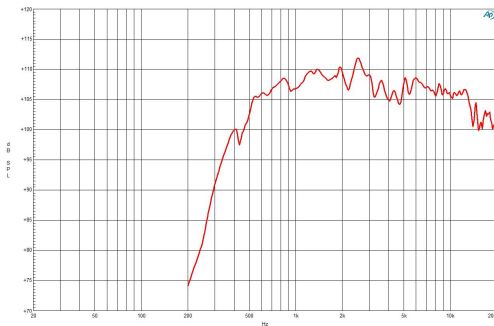


- Line Array optimized Waveguide with DE1090TN driver
- 120° max horizontal coverage
- 240 W continuous program power capacity
- 100 mm (4 in) aluminium voice coil
- Titanium diaphragm
- 500 - 18000 Hz response
- 108 dB sensitivity
- Neodymium magnet assembly with shorting copper cap

Wave guide horn not sold separately



SPECIFICATIONS HORN UNIT

Waveguide mounted on 90°x10° bell horn

Nominal Impedance	8 Ω
Active Radiating Factor	93.7 %
Horizontal Coverage	120 ° Max

SERVICE KITS

HF replacement-diaphragm	MMD4CTN8M
--------------------------	-----------

SPECIFICATIONS HF UNIT

Minimum Impedance	8 Ω
Nominal Power Handling	120 W <small>2 hour test made with continuous pink noise signal (6 dB crest factor) within the range from the recommended crossover frequency to 20 kHz. Power calculated on rated minimum impedance.</small>
Continuous Power Handling	240 W <small>Power on Continuous Program is defined as 3 dB greater than the Nominal rating.</small>
Sensitivity	108 dB <small>Applied RMS Voltage is set to 2.83 V for 8 ohms Nominal Impedance.</small>
Frequency Range	0.5 kHz - 18 kHz
Recommended Crossover	0.8 kHz <small>12 dB/oct. Or higher slope high-pass filter.</small>
Voice Coil Diameter	100 mm (4 in)
Winding Material	Aluminium
Flux Density	1.9 T
Diaphragm Material	Titanium

MOUNTING AND SHIPPING INFO

Exit Size	153x25 mm (6x1 in)
Net Weight	2.9 kg (6.39 lb)
Shipping Units	1 pcs
Shipping Weight	3 kg (6.61 lb)
Shipping Box	245x140x175 mm (9.6x5.5x6.9 in)
Driver Diameter	127 mm (5 in)
Dimensions	163x130x234 mm (6.42x5.12x9.21 in)